Kai !Garib Municipality

DRAFT ANNUAL REPORT

2022/2023

DRAFT

TABLE OF CONTENTS

	LIST OF ABBREVIATIONS	6
CHAPTER 1- MAYOR'S FOREWORD AND EXECUTIVE SUMMARY		
	COMPONENT A: MAYOR'S FOREWORD	8
	COMPONENT B: EXECUTIVE SUMMARY	10
1.1	MUNICIPAL MANAGER'S OVERVIEW	10
1.2	MUNICIPAL FUNCTIONS, POPULATION AND ENVIRONMENTAL OVERVIEW	13
1.2.1	SERVICE DELIVERY OVERVIEW	18
1.3	FINANCIAL HEALTH OVERVIEW	22
1.4	ORGANIZATIONAL DEVELOPMENT OVERVIEW	23
1.5	AUDITOR GENERAL'S REPORT	23
1.6	STATUTORY ANNUAL REPORT PROCESS	25
CHAPTER 2- GOVERNANCE		
	COMPONENT A: POLITICAL AND ADMINISTRATIVE GOVERNANCE	27
2.1	POLITICAL GOVERNANCE	27
2.2	ADMINISTRATIVE GOVERNANCE	35
	COMPONENT B: INTERGOVERNMENTAL RELATIONS (IGR)	39
2.3	INTERGOVERNMENTAL RELATIONS	39
	COMPONENT C: PUBLIC ACCOUNTABILITY AND PARTICIPATION	41
2.4	PUBLIC MEETINGS	41
2.5	IDP PARTICIPATION AND ALIGNMENT	43
2.6	WARD COMMITTEES	44
	COMPONENT D: CORPORATE GOVERNANCE	46
2.7	RISK MANAGEMENT	46

DRAFT

2.8	FRAUD AND ANTI-CORRUPTION	49
2.9	SUPPLY CHAIN MANAGEMENT	50
2.10	WEBSITE	61
2.11	PUBLIC SATISFACTION ON MUNICIPAL SERVICE	62
2.12	OVERSIGHT COMMITTEE	63
2.13	BY-LAWS	63
CHAPTER 3- SERVICE DELIVERY PERFORMANCE		
	COMPONENT A: BASIC SERVICES	
3.1	WATER PROVISION	77
3.2	WASTE WATER (SANITATION)	80
3.3	ELECTRICITY	81
3.4	HOUSING	83
3.5	FREE BASIC SERVICESAND INDIGENT SUPPORT	84
3.6	ROAD TRANSPORT	85
	COMPONENT B: PLANNING AND DEVELOPMENT	86
3.7	LOCAL ECONOMIC DEVELOPMENT, TOURISM AND MARKET PLACES	88
	COMPONENT C: COMMUNITY AND SOCIAL SERVICES	93
3.8	LIBRARIES	93
3.9	CEMETARIES	95
3.10	SPATIAL PLANNING AND LAND USE MANAGEMENT	95
3.11	PROJECT MANAGEMENT	96
3.12	EXECUTIVE AND COUNCIL	97
CHAPTER 4- HUMAN RESOURCE SERVICES		

DRAFT

	COMPONENT A: HUMAN RESOURCE MANAGEMENT	98
	COMPONENT B: HUMAN RESOURCE DEVELOPMENT	99
4.1	EMPLOYEE TOTALS, TURNOVER AND VACANCIES	100
4.2	POLICIES	101
4.3	LABOUR RELATIONS	102
4.4	SKILLS DEVELOPMENT AND TRAINING COMPETENCY DEVELOPMENT (CPMD)	104
CHAPTER 5-FINANCIAL INFORMATION		
	COMPONENT A: STATEMENTS OF FINANCIAL PERFORMANCE	110
5.1	STATEMENT OF FINANCIAL POSITION	110
5.2	STATEMENT OF FINANCIAL PERFORMANCE	112
5.3	GRANTS	113
5.4	ASSET MANAGEMENT	116
5.5	PPP	117
	COMPONENT B: OTHER FINANCIAL MATTERS	
5.6	SUPPLY CHAIN MANAGEMENT	118
5.7	GRAP COMPLIANCE	118
CHAPTER 6- AUDITOR GENERAL REPORTS		
	AG REPORTS 2020/2021 AND 2021/2022	119
	AUDITOR GENERAL'S REPORT 2020/2021	120
	AUDITOR GENERAL'S REPORT 2021/2022	133
	COMMENTS ON MFMA SECTION 71 RESPONSIBILITIES	134
	APPENDICES	135
A	COMMITTEE ALLOCATION	136

DRAFT

B	COMMITTEES COMMITTEE PURPOSES& ADMINISTRATION CALENDAR	137
D	MUNICIPAL FUNCTIONS	141

DRAFT

LIST OF ABBREVIATIONS

AG Report	- Auditor General's Report
CFO	- Chief Financial Officer
COGHSTA	- Cooperative Governance, Human Settlements and Traditional Affairs
CSD	- Central Supplier Database
DEDaT	- Department of Economic Development and Tourism
DPSA	- Department Public Service and Administration
EGDF	- Economic Growth and Development Fund
EHP	- Environmental Health Practitioner
EHS	- Environmental Health Services
EPWP	- Extended Public Works Programme
GRAP	- Generally Recognized Accounting Practice
IDP	-Integrated Development Plan
IDP Rep Forum	- IDP Representative Forum
IGR	- Intergovernmental Relations
IT	- Information Technology
ITC	- Information and Communication Technology
KPI	- Key Performance Indicators
LDA	- Land Development Applications
LED	-Local Economic Development
LGSETA	- Local Government Sector Education and Training Authority
LUPO	- Land Use Planning Ordinance
LUS	- Land Use Scheme
MBD	- Municipal Bid Documents
MFMA	- Municipal Finance Management Act
MM	- Municipal Manager

DRAFT

MoU	- Memorandum of Understanding
MPAC	-Municipal Publics Accounts Committee
mSCOA	- Municipal Standard of Charts Accounts
NDP	-National Development Plan
OHS	- Occupational Health and Safety
PMS	- Performance Management System
PPP	- Public Private Partnerships
RRAMS	- Rural Roads Asset Management System
SACPLAN	- South African Council for Planners
SCM	- Supply Chain Management
SDBIP	-Service Delivery and Budget Implementation Plan
SDF	- Spatial Development Framework
SEFA	- Small Enterprise Finance Agency
SMME	-Small, Micro and Medium Enterprises
SPLUMA	- Spatial Planning and Land Use Management Act

DRAFT

CHAPTER 1

COMPONENT A: MAYOR'S FOREWORD

Foreword of the Mayor

The Municipality is the third sphere of government and its birth is guaranteed in chapter seven of the Constitution of the Republic of South Africa. Besides the Constitution there are also the Municipal Systems Act of 2000 (MSA) and the MunicipalFinance Management Act 56, 2003 (MFMA).

This Annual Report is an account of Kai !Garib Local Municipality's achievements for the year under review and it also assists in identifying our successes and failures. This report is intended to attest to the collective efforts of the administrative and political arms of the Municipality to progressively address the expectations of our people.

In chapter 12 of the MFMA sec.121 it gives Municipal guidance as to how important the Annual Report is for a Municipal entity and for each financial year. The Annual Report provides a record of activities, performances against the budget and the accountability of the local community for the decisions made throughout the year by the Municipality and to reduce

additional reporting requirements that will otherwise arise from government departments, monitoring agencies and financial institutions.

The Council committed itself to work towards at the end of 2016. In the 2015/2016 financial year they decided on a turnaround strategy. This strategy was monitored and evaluated regularly throughout 2016/2017 and 2017/2018. With great results. We received qualified audit opinions for those respective financial years.

In 2021/22 the Municipality faced severe financial challenges. This resulted in us being unable to achieve all our goals and objectives. It also led to us receiving a "Qualified Opinion" from the Auditor – General.

Let us use this document as a toolkit for Council to guide us to achieve the ultimate audit outcome.

I am honoured to lead Kai !Garib Local Municipality and I wish to thank theMunicipal Manager and his team for their proficient leadership. We were only able todeliver the performances specified in this Annual Report with the dedicatedassistance of the Council, Management andMunicipal Staff.

Thank You.

*Signed by_____

Cllr M Matthys

Mayor: Kai Garib Municipality

DRAFT

COMPONENT B: EXECUTIVE SUMMARY

1.1 MUNICIPAL MANAGER'S OVERVIEW

This document sets out Kai !Garib Municipality's annual operational performance which includes the key Municipal output, plans and priorities of the previous financial term of office. The plan operationalizes key elements of Municipal action localising resource contributions of National, Provincial and District support as well as basic needs outlined in development plans within a rolling 5-year implementation cycle. The mere questions are: **W**hat is received and **how** much is spent together with **what** must still be done? This Annual Report of 2020/21 is not a stand-alone document and has to be read in conjunction with a host of other strategic documents regarding areas surrounding the three major towns: Keimoes, Kakamas and Kenhardt together with Augrabies as an economic growth corridor not to exclude Riemvasmaak (Vredesvallei & Sending). The purpose of this reporting document is to enhance sectoral project planning and alignment by including their functions and contributions towards eradication of service backlogs, progress on and implementation thereon.

Central to the execution of Annual Reporting is the need for economic growth and job creation which has an impact on livelihood and social change patterns together with the choices and decisions that the Municipality makes. Here, the introduction of EPWP and other job creation efforts through state infrastructure development projects and private sector contributes as positive catalysts to the social challenge. The need for marketing the region and attracting international and regional investment are also key elements in financing the execution of Kai !Garib's Municipality's Service Delivery Budgetary Implementation Plan, a tool which is informed by

DRAFT

the IDP. Noted, that the latter mentioned forms the content of the Annual Plan. It is further refined through a prioritisation process within available budget parameters and alternative service delivery mechanisms to reflect an affordable and bankable implementation plan.

Key Priority Issues as well as National and Provincial strategic issues as encapsulated in various National and Provincial plans are concretised and aligned with the following Key Performance Areas:

- ***Basic Service Delivery***
- ***Municipal Institutional Development and Transformation***
- ***Local Economic Development***
- ***Municipal Financial Viability and Management***
- ***Good Governance and Public Participation***

The above KPA's also align with the Department of Co-operative Government, Human Settlement and Traditional Affairs in the Provincial and as well as National Strategic Focus Areas.

The Vision

"Creating an economically viable and fully developed Municipality, which enhances the standard of living of all the inhabitants / community of Kai !Garib through good governance, excellent service delivery and sustainable development."

The Mission

Provision of transparent, accountable and sustainable service delivery

The Values of Kai !Garib Municipality which guides daily conduct:

- Improved communications and relationships with key role-players
- Transparency in planning and management
- Proper understanding of the needs of communities
- The implementation of a development orientated approach to Local Government.
- Discipline and motivation among officials and Councillors

DRAFT

- Building capacity among the staff and Community wherever possible in order to enable them to play an effective role in Local Government.

*Signed by _____

Mr.J Mac Kay (PhD)

Acting Municipal Manager

DRAFT

1.2 MUNICIPAL FUNCTIONS, POPULATION AND ENVIRONMENTAL OVERVIEW

The Municipality is responsible for the delivery of all basic services, including water, sanitation, electricity, refuse removal, housing, local economic development, and storm water drainage.

The delivery of services is addressed through the Municipal planning processes, like the Integrated Development Plan (IDP), the Capital and Operational Budgets and the Service Delivery and Budget Implementation Plan (SDBIP).

As can be seen in the table below that the population of the Municipality is spread over a wide area, with towns more than 80 km from Keimoes. The entire Municipal area covers 26 358km². The long distances put a heavy burden on services that must be delivered by vehicle, e.g. refuse removal, sanitation road maintenance and street light maintenance.

The Municipal Area consists of 3 large towns, i.e. Kakamas, Keimoes and Kenhardt. In between these towns, 6 former settlements are found, previously administrated by the "Benede-Oranje" DistrictCouncil. Keimoes is ± 40km west of Upington and 40km east of Kakamas.

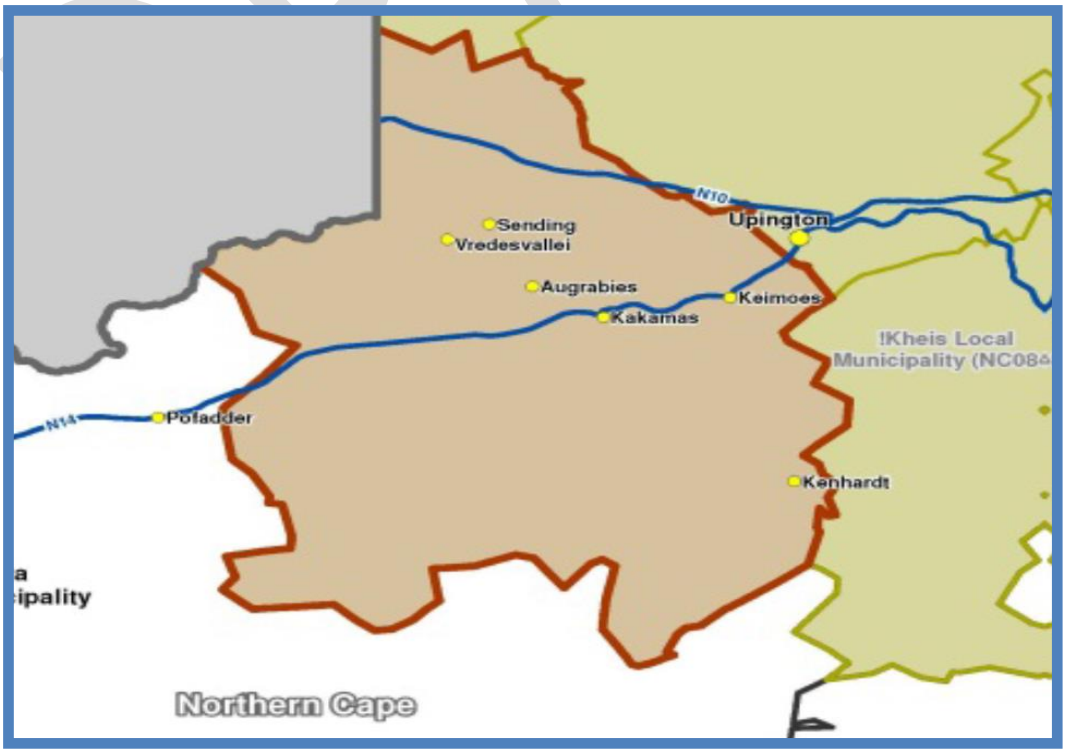

Here follows a brief overview of Kai !Garib Local Municipality:

- Municipal Demarcation Code: NC082
- Location of Head Office: 164 Eleventh Avenue, Kakamas, 8870
- Municipal Area: 26 358km².
- DistrictMunicipality: ZF Mgcawu DistrictMunicipality (Upington)
- Population: 68 929 (2016 Community Household Survey – Stats SA).
- Schools: 4 Secondary Schools; 26 Primary Schools;
- Medical Facilities: 21 Medical facilities.
- Police Stations: 5 Police stations
- Main Economic Activities: Agriculture (raisins and wine grapes) Livestock farming.

POPULATION BY POPULATION GROUP, GENDER AND AGE - KAI !GARIB LOCAL MUNICIPALITY

	African		White		Coloured		Asian	
Age	Female	Male	Female	Male	Female	Male	Female	Male
00-04	497	492	107	157	1,840	1,880	63	58
05-09	226	218	116	139	2,020	2,070	45	39
10-14	209	214	140	110	2,090	2,180	51	57
15-19	679	1,020	109	133	2,110	2,070	21	22
20-24	1,880	2,690	127	115	1,890	2,040	26	16
25-29	1,450	2,080	124	140	1,760	1,850	49	21
30-34	1,060	1,770	156	126	1,920	1,800	45	23
35-39	686	1,380	183	217	1,640	1,510	40	47
40-44	407	842	139	160	1,300	1,250	15	53
45-49	273	590	164	131	1,290	1,100	26	30
50-54	137	339	211	177	1,190	1,160	17	24
55-59	91	250	183	206	1,020	951	10	7
60-64	82	114	190	135	1,040	642	9	9
65-69	69	80	172	140	634	552	9	5
70-74	34	57	170	130	520	377	8	7
75+	55	75	279	150	579	387	5	7
Total	7,830	12,200	2,570	2,360	22,800	21,800	439	426

Source: IHS Markit Regional eXplorer version 1692

DRAFT

POPULATION BY POPULATION GROUP, GENDER AND AGE - KAI !GARIB LOCAL MUNICIPALITY (Graph)

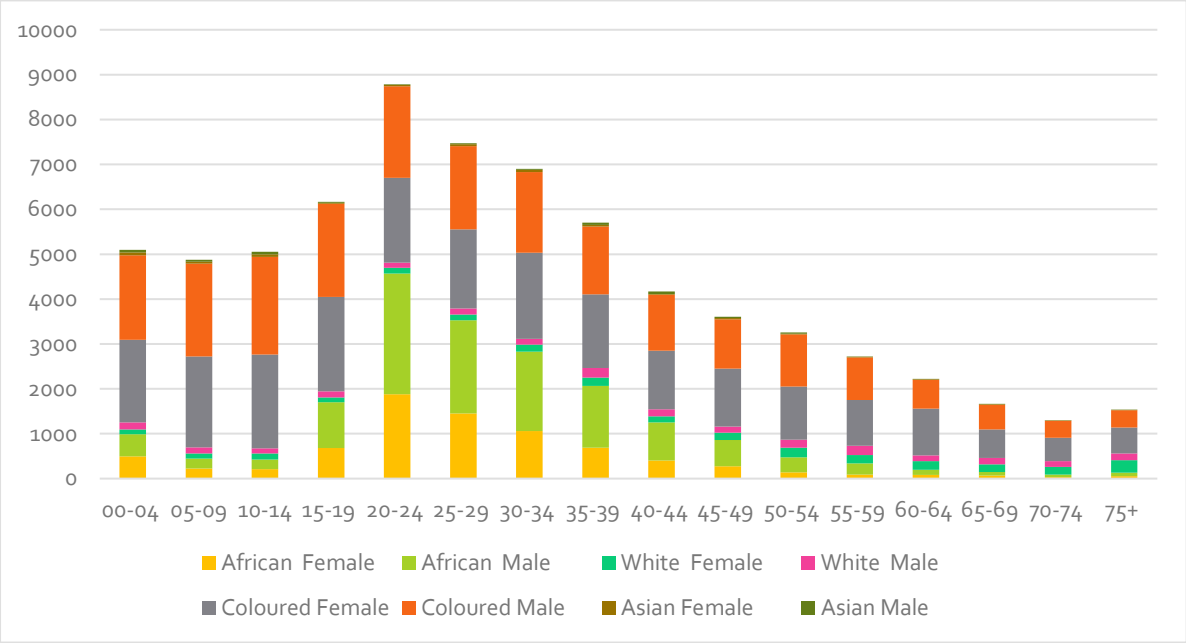

Source: IHS Markit Regional eXplorer version 1692

In 2018, the Kai !Garib Local Municipality's population consisted of 28.46% African (20 100), 7.00% White (4 930), 63.32% Coloured (44 600) and 1.23% Asian (865) people. The largest share of population is within the young working age (25-44 years) age category with a total number of 24 200 or 34.4% of the total population. The age category with the second largest number of people is the babies and kids (0-14 years) age category with a total share of 21.3%, followed by the teenagers and youth (15-24 years) age category with 14 900 people. The age category with the least number of people is the retired / old age (65 years and older) age category with only 4 500 people is indicated by the statistics.

With the Coloured population group representing 63.3%of the Kai !Garib Local Municipality's total population, the overall population pyramid for the region will mostly reflect that of the African population group. The chart below compares Kai !Garib's population structure of 2018 to that of South Africa.

- There is a significantly larger share of young working age people - aged 20 to 34 (32.8%) - in Kai !Garib, compared to the National picture (27.5%).
- The area appears to be a migrant receiving area, with many of people migrating into Kai !Garib, either from abroad, or from the more rural areas in the country looking for better opportunities.

- Fertility in Kai !Garib is significantly lower compared to South Africa as a whole.
- Spatial policies changed since 1994.
- The share of children between the ages of 0 to 14 years is significant smaller (21.3%) in Kai !Garib compared to South Africa (29.0%). Demand for expenditure on schooling as percentage of total budget within Kai !Garib Local Municipality will therefore be lower than that of South Africa.

NUMBER OF HOUSEHOLDS - KAI !GARIB, ZF MGCAWU, NORTHERN CAPE AND NATIONAL TOTAL

	Kai !Garib	Kai !Garib	Northern Cape	National Total	Kai !Garib as % of DistrictMunicipality	Kai !Garib as % of province	Kai !Garib as % of National
2008	17,900	61,300	287,000	13,400,000	*29.30%*	*6.20%*	*0.13%*
2009	17,400	61,800	288,000	13,700,000	*28.20%*	*6.10%*	*0.13%*
2010	17,100	62,500	291,000	13,900,000	*27.30%*	*5.90%*	*0.12%*
2011	16,800	63,800	298,000	14,200,000	*26.40%*	*5.60%*	*0.12%*
2012	17,100	65,300	306,000	14,500,000	*26.20%*	*5.60%*	*0.12%*
2013	17,400	66,900	314,000	14,700,000	*26.00%*	*5.50%*	*0.12%*
2014	17,500	67,800	319,000	15,000,000	*25.80%*	*5.50%*	*0.12%*
2015	17,500	68,500	323,000	15,400,000	*25.60%*	*5.40%*	*0.11%*
2016	17,800	69,800	331,000	15,700,000	*25.50%*	*5.40%*	*0.11%*
2017	18,100	71,500	341,000	16,100,000	*25.30%*	*5.30%*	*0.11%*
2018	18,400	73,000	349,000	16,400,000	*25.20%*	*5.30%*	*0.11%*

Source: IHS Markit Regional eXplorer version 1692

NUMBER OF HOUSEHOLDS - KAI !GARIB, ZF MGCAWU, NORTHERN CAPE AND NATIONAL TOTAL (Graph)

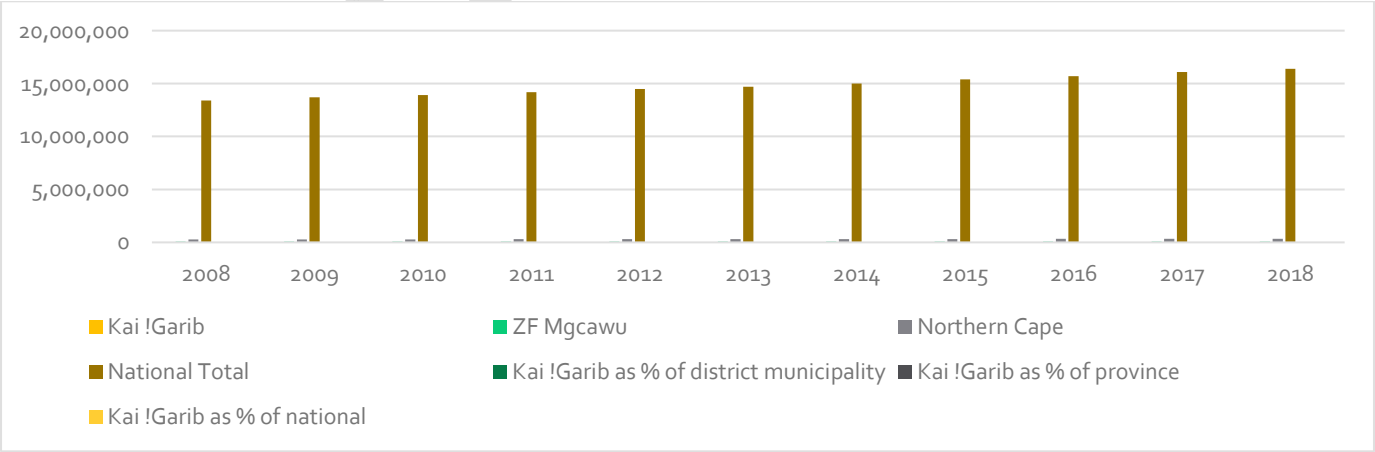

Source: IHS Markit Regional eXplorer version 1692

DRAFT

Relative to the DistrictMunicipality, the Kai !Garib Local Municipality had a lower average annual growth rate of 0.24% from 2008 to 2018. In contrast, the province had an average annual growth rate of 1.96% from 2008. The South Africa as a whole had a total of 16.4 million households, with a growth rate of 2.02%, thus growing at a higher rate than the Kai !Garib.

The composition of the households by population group consists of 56.6% which is ascribed to the Coloured population group with the largest amount of households by population group. The African population group had a total composition of 30.7% (ranking second). The White population group had a total composition of 10.9% of the total households. The smallest population group by households is the Asian population group with only 1.8% in 2018.

The growth in the number of Coloured headed households was on average 0.35% per annum between 2008 and 2018, which translates in the number of households increasing by 361 in the period. Although the Asian population group is not the biggest in size, it was however the fastest growing population group between 2008 and 2018 at 19.43%. The average annual growth rate in the number of households for all the other population groups has increased with 0.09%.

DRAFT

1.2.1 SERVICE DELIVERY OVERVIEW

The Technical Department

This department is headed by Mr. J Mac Kay (Acting).

The Directorate consists of Civil Infrastructure, Electricity, Public Facilities and Social Amenities as well as Waste Management. The department is not limited to but provides the following services:

- Manage social infrastructure development backlogs reductions;
- Manage quality control and specifications of projects;
- Manage project finance and reporting;
- Oversee the design, construction and maintenance of roads, drain and storm water systems;
- Oversee and monitor local community employment in infrastructure projects;
- Oversee and monitor the development and participation of women, youth and disabled in the construction industry;
- Monitoring and implementation of the Expanded Public Works Program in all infrastructure programs;
- Supervise consultants and contractors.
- Providing public lighting within the jurisdiction of the Municipality;
- Developing the electricity network and the operation of the electricity services within the Municipal area of jurisdiction;
- Manage horticulture, public open spaces, cemeteries and nurseries;
- Manage, maintain community halls, public toilets and other Municipal facilities (Municipal grounds and sports fields.
- Removal, transportation and disposal of refuse (household and business);
- Management and maintenance of Landfill site;

DRAFT

Key Priority Areas issues:

Electricity

- Reduction of electricity losses from the current 25% (previous year 28%) to the National accepted figure of 10% or less.
- Reducing the demand from Eskom
- Increasing the efficiency of power consumption by increasing the power factor on the system
- Promote the use of alternative technologies and power efficient appliances.
- Training of apprentices
- Continuous training of electricity personnel
- Timeous maintenance of High and Low Voltage networks
- Refining of maintenance schedules
- Minimizing power outages

Water

- Kai !Garib Non-Revenue water which includes water losses.
- Incident Management Team (Responds to water quality failures)
- Water demand management plan in place to reduce water losses
- Back-to-Basics program to reduce water losses in distribution system
- Sufficient Operation and Maintenance Budget required
- Training of operators required as stated in regulation 2834
- 2012 MunicipalBlue drop Score = 68.99%

  Monthly monitoring of drinking water quality

DRAFT

Sanitation Services

- Feasibility studies taking place to develop Waste Water Treatment plants for Kakamas, Keimoes and the surrounding areas.
- Regular maintenance on sewerage pump stations to avoid sewerage spillages.
- Monthly monitoring of oxidation pond's effluent quality.

Solid waste

- Legalizing of Solid Waste Sites
- Operating sites according to conditions of permits
- Refining of waste removal program
- Cleansing of residential areas and open spaces
- Initiate and support recycling activity in the area
- Implementation of Youth Jobs in Waste project to assist Municipality by monitoring and cleansing the landfill sites within the area
- Complete the registration of two landfill sites with the assistance of the National Department of Environmental Affairs
- Budgeting for vacant positions for Landfill site personnel
- Registering our landfill sites with SAWS in terms of reporting the tonnages received
- Training of Landfill site personnel
- Minimizing illegal dumping by converting open spaces into recreational areas

Roads, Parks and Storm water section

- Develop a maintenance program for the section in the Municipality
- Reduce the amount of potholes in the Municipality
- The rehabilitation of dirt roads
- The resealing of roads within the Municipal boundary

DRAFT

COMMENT ON ACCESS TO BASIC SERVICES:

Electricity: The Municipality has an annual electrification program and the backlog consists of informal houses that have been built in the last two years. The backlogs in the Eskom electricity supply area are submitted into the Eskom electrification plan annually.

Refuse removal: All households in the urban area and rural settlements receive the service.

Water: All households in the urban area or rural settlements are serviced by means of a stand tap or a water tank nearby.

Sanitation: The backlog exists in the areas where informal houses were built.

DRAFT

1.3 FINANCIAL HEALTH OVERVIEW

The Municipality is in a highly rural area with high unemployment. 78% of the total valuation of the valuation roll comprises bona fide farmers, Residential 10% and businesses 5%. Of the 6748 residential properties the Municipality only supply electricity to 4085 properties. 2663 properties are supplied by Eskom. Only 1432 residential properties have a value in terms of the valuation roll of more than R100, 000. These statistics together with the fact that Kai !Garib Municipality is a one of the geographically largest Municipalities makes it difficult to manage and cash flow is challenged.

COMMENT ON OPERATING RATIOS:

The municipality has been operating on a deficit for the past 5 years. The extreme cash flow constraints experienced by the municipality limits management to honour the monthly expenditure commitments, which forces suppliers to charge interest. The amount owed to Eskom raises concerns.

Employee related costs are also one of the municipality's largest expenditure items.

The breakdown of the different line items can be found in chapter 5 of this report.

COMMENT ON CAPITAL EXPENDITURE:

Currently the appointment of suitable contractors is a challenge. There are challenges with the approval of MIG projects as well. EIA criteria for water and sewerage projects delays registration.

DRAFT

1.4 ORGANIZATIONAL DEVELOPMENT OVERVIEW

The organizational structure was approved by Council and continues to be amended as the need arises. The organizational structure was approved to support efforts and initiatives to enhance service delivery.

The Mayor also approved the Service Delivery and Budget Implementation Plan (SDBIP) for 2020/2021. The SDBIP details the implementation of service delivery and the budget for the financial year in compliance with the Municipal Finance Management Act. The SDBIP serves as a contract between the administration, Council and the Community, expressing the objectives set by the Council as quantifiable outcomes that can be implemented by the administration during the 2020/2021 financial year. The SDBIP facilitates the process of holding Management accountable for their performance.

The Performance Agreements of theMunicipal Manager and Directors were signed and placed on the website.

In terms of capacity building of employees, our Workplace Skills Plan remains a key guiding document. The Work Skills Plan was drafted and submitted to LGSETA timeously, in line with legislation.

1.5 AUDITOR GENERAL'S REPORT

The Auditor General's reports for the 2021/22 and 2022/23 financial years are included in this report.

MFMA section 126 (1) (a) states that-:

> The accounting officer of the municipality must prepare the financial statements of themunicipality and, within two months after the end of the financial year to which those statements relate, submit the statements to the Auditor-General for auditing.

According to the above quoted legislation it is clear that the annual financial statements of the municipality should be submitted to the Audit-General two months after year-end (30 June), on the 31 August each year for auditing.

DRAFT

It is with great regret to report that the 2022/23 annual financial statements were successfully compiled but only submitted on 15 December 2023 to the Auditor-General for auditing, due to various factors that will be explained in the following paragraphs.

As stated in Section 131 (1) of the MFMA, the municipality was unable to address all findings raised by the Auditor General during the last audit that was finalized and signed off by the 24 October 2022. An Audit Action Plan was compiled and was being monitored.

To comply with the mSCOA Regulation as published in April of 2014, the municipality finally moved over to the mSCOA compliant Inzalo Enterprise Management Solution (EMS) in October 2020. This also came with its own challenges are as follow:

1. The cut-over took place in the second quarter of the financial year. The municipality had to try and catch up on the backlog for the entire financial year and have been unable to close of the financial year ended 30 June 2021 in time.

2. Change management also hindered the process with staff member having to adopt to the change and getting use to the new way of doing things.

3. The expenditure department was still busy processing expenditure invoices on Inzalo EMS that related to the 2020/21 financial year, therefor the municipality could not generate a Final Trail Balance for 2020/21 in time to compile the annual financial statements

4. The creditors reconciliation (Suppliers and Payroll creditors) was redone for the past 3 financial years and rectifying journals was processed on the system

5. The debtor's reconciliation was redone for the past 3 financial years and rectifying journals was processed on the system

6. The municipality's asset registers were redone for the past 3 financial years

The municipality also had to continue with its operations on a daily basis. This was not made easy with the COVID 19 pandemic that we were facing as a country and right across the globe. This resulted in municipal staff members working in shifts, going into quarantine, and having to close the municipality from time to time.

DRAFT

1.6 STATUTORY ANNUAL REPORT PROCESS

Section 121(1) (2) and (3) of the Municipal Finance Management Act determines as follows: "Every Municipality must for each financial year prepare an Annual Report. The Council must within 9 months after the end of the financial year deal with the Annual Report of a Municipality in accordance with section 129"

According to the above, the Annual Report process must correlate with what General Notice 839 of 2011 requires which states that the Annual Performance Reports should be submitted for auditing two months after the end of the financial year. All the other information to be included in the Annual Report must be submitted concurrently with the Annual Financial Statements

In completing the Annual Report, it is imperative to ensure that there is alignment between the Integrated Development Plan, Budget and Performance Management System as these are the strategic documents of Council and in most instances are forward-looking. The Annual Report gives a reflection on the backward-looking approach to ascertain whether goals and objectives were achieved.

Draft Annual Report was will tabled to Council on 31 January 2023 and the report was subsequently approved on 30 March 2023. The report was discussed at the Municipal Public Accounts Committee with recommendations made to Council.

The process of the Annual Report will be finalized on 30 March 2023 by way of submitting the Annual Report to the Provincial Legislature. The Kai !GaribLocalMunicipality complied with all legislative and legal requirements in the completion of this process.

DRAFT

No.	Activity	Timeframe
1	Consideration of next financial year's Budget and IDP process plan. Except for the legislative content, the process plan should confirm in-year reporting formats to ensure that reporting and monitoring feeds seamlessly into the Annual Report process at the end of the Budget/IDP implementation period	May
2	Implementation and monitoring of approved Budget and IDP commences (In-year financial reporting).	
3	Finalise the 4th quarter Report for previous financial year	
4	Submit draft year 1 Annual Report to Internal Audit and Auditor-General	
5	Municipal entities submit draft Annual Reports to MM	
6	Audit/Performance committee considers draft Annual Report of Municipality and entities (where relevant)	August
8	Mayor tables the unaudited Annual Report	
9	Municipality submits draft Annual Report including consolidated annual financial statements and performance report to Auditor General	
10	Annual Performance Report as submitted to Auditor General to be provided as input to the IDP Analysis Phase	
11	Auditor General audits Annual Report including consolidated Annual Financial Statements and Performance data	September – October
12	Municipalities receive and start to address the Auditor General's comments	November
13	Mayor tables Annual Report and audited Financial Statements to Council complete with the Auditor- General's Report	
14	Audited Annual Report is made public and representation is invited	
15	Oversight Committee assesses Annual Report	
16	Council adopts Oversight report	December
17	Oversight report is made public	
18	Oversight report is submitted to relevant ProvincialCouncils	
19	Commencement of draft Budget/ IDP finalization for next financial year. Annual Report and Oversight Reports to be used as input	January

DRAFT

CHAPTER 2

GOVERNANCE

COMPONENT A: POLITICAL AND ADMINISTRATIVE GOVERNANCE

2.1 POLITICAL GOVERNANCE

In terms of chapter 3 (18) of the Municipal Structures Act 117 of 1998

(1) Municipalities must have a MunicipalCouncil

(2) A MunicipalCouncil must meet at least quarterly

(3) A MunicipalCouncil should consist of a number ofCouncillors determined by the MEC of local government in the province concerned by notice in the Government Gazette

(4) A Municipality has the power to designate Councilors determined by the MEC for Local Government as a full time MEC. An MEC's determination must be in accordance with a policy framework as determined by the Minister after consulting the MEC for local Government.

Section 152 of the constitution Act 108 of 1996 (1)

(2) A MunicipalCouncil must annually review

(a) The needs of the community

(b) Its priorities to meet those needs

(c) Its process for involving the communities

(d) Its organisational and delivery mechanism for meeting the needs of the community and

DRAFT

(e) Its overall performance in achieving the objectives referred in sub-section 1.

Kai !Garib Municipality has 18 Councillors and it has 10 wards. Ten of the 18 Councillors are ward based, the rest are proportional representatives. The Mayor is a non- executive Mayor.

The nature of governance within the LocalMunicipality is such that it is spread across political and administrative governance.

The Political Governance Structure deals with the political governance of the LocalMunicipality through Political Office Bearers; Council and Committees.

The Council performs both a legislative and an executive function. The Council plays a very active role in the operations of the Kai !Garib Municipality.

The Municipality operates on an Executive Committee system, with the Mayor being the Chairperson of the Executive Committee.

Photos	**POLITICAL STRUCTURE**	
	MAYOR (Cllr M. Matthys)	**Function** The Mayor is the chairperson of the Executive Committee. He performs the duties, including any ceremonial functions, and exercises the powers delegated to the Mayor by the MunicipalCouncil or Executive Committee
	SPEAKER (Cllr E. Vas)	Ensure the orderly flow of business, provide the Council with political leadership and strategy. Preside over meetings of the Council. Identify training needs of Councillors and address them.

DRAFT

CHIEF WHIP

(Cllr R. Saal)

The Chief Whip bears the leadership responsibility of motivating, advising and instilling discipline among all members.

EXECUTIVE COMMITTEE (Chaired by the Mayor)

(Cllr A. Presley (ANC) (left) and Cllr T. Renier (HFTF) (right))

The Council established an Executive Committee comprising of 3 members. The Mayor in conjunction with the Council decides when and where the EXCO meets. It is composed in the following way: ANC 2 seats and HFTF 1 seat

DRAFT

The entire Council comprises the following members:

NAME	WARD	PROPORTIONAL	PARTY
Cllr A. Presley	1	No	ANC
R Ipinge	2	No	ANC
J White	3	No	ANC
R Saal	4	No	ANC

DRAFT

E Padmaker	**5**	**No**	
YE Scheffers	**6**	**No**	
A Johnson	**7**	**No**	
M Basson	**8**	**No**	

DRAFT

M. Matthys	**9**	**No**	
E.N. Vas	**10**	**No**	
RW Cloete	**PR**	**Yes**	
A. Kampher	**PR**	**Yes**	

DRAFT

CA April	**PR**	**Yes**	
C Maasdorp	**PR**	**Yes**	
SA. Bruwer	**PR**	**Yes**	
R Trompie	**PR**	**Yes**	Hope for the future

DRAFT

M. Basson	**PR**	**Yes**	Hope for the Future
AC Kotzee	**PR**	**Yes**	Hope for the Future
N Du Plessies	**PR**	**Yes**	Hope for the Future

DRAFT

The Council is led by the African National Congress (ANC) with ten (10) representatives, three (3) representatives from the Democratic Alliance (DA), and four (4) from Hope For The Future (HFTF) , one from the Economic Freedom Fighters (EFF) and one from the Freedom Front Plus(FF+).

The following Section 79 committees have been established:

Committee for Infrastructure Development

Committee for Institutional Development

The Executive Committee

Committee for Municipal Public Accounts (MPAC)

Local Labour Forum

Disciplinary Committee

Training Committee

(**Members of the MPAC**:

Municipal Public Accounts Committee (MPAC)

MPAC is established in terms of section 79 of the Municipal Structures Act and performs an oversight function on behalf of Council and is not a duplication of other committees of Council, such as the Finance Committee or the Audit Committee.

The primary functions of the MPAC are as follows:

i. To consider and evaluate the content of the Annual Report and to make recommendations to the Council when adopting an oversight report on the Annual Report.

ii. To examine the financial statements and audit reports of the Municipality and in so doing, the committee must consider improvements from previous statements and reports and must evaluate the extent to which the Audit Committee's and the Auditor General's recommendations have been implemented.

Members of the Municipal Public Accounts Committee (MPAC) for the year under review were:

a) MJ. Basson (ANC) Chairperson

b) A. Johnson (ANC)

c) AP. Presley(ANC)

d) A. Kampher (DA)

e) M. Basson (HFTF)

Adhoc committees for specific items are also established, like Local Labour Forum, Council/Administration Committees for Housing and Finance. Etc.

A complete administrative calendar is attached at Appendix B.

DRAFT

2.2 ADMINISTRATIVE GOVERNANCE

Administrative Governance Structures

Administrative Governance Structures, on the other hand, focuses on the administration and management of the Municipality. This is vested in theMunicipal Manager who is the Accounting Officer. The Senior Management Team comprising of Directors who assists the Municipal Manager. The Municipal Manager is tasked with the establishment, development and management of sound and effective Municipal administration.

In terms of the MFMA s 60(b) The Municipal manager of a Municipality is the accounting officer of the Municipality for the purposes of this Act and must provide guidance on compliance with this Act to political structures; political officer bearers, and officials of the Municipality and any entity under the sole or shared control of the Municipality.

In accordance with the MFMA s 61 (1)

The accounting officer of a Municipality must –

(a) Act with fidelity, honesty, integrity and in the best interests of the Municipality in managing its financial affairs;

(b) disclose to the MunicipalCouncil and the mayor all material facts which are available to the accounting officer or reasonably discoverable, and which in any way might influence the decisions or actions of the Council or the mayor; and

(c) seek, within the sphere of influence of the accounting officer, to prevent any prejudice to the financial interests of the Municipality.

The Administrative Governance Structure of Kai !GaribMunicipality is as follows:

DRAFT

TOP ADMINISTRATIVE STRUCTURE

		Function
	MUNICIPAL MANAGER **(Acting)** (Mr J Mac Kay)	The Municipal Manager heads the administration of Kai !Garib Municipality and provides the link between the political and administrative arms of the Municipality
	**DIRECTOR: CORPORATE SERVICES** (Adv. RS Neethling)	Responsible for the following functions : Legal Services, Secretariat, Public safety, Human Resources, Communication and Information Technology
	DIRECTOR: TECHNICAL SERVICES (ACTING) (Mr M. Links)	Responsible for all Water, Sanitation, Technical, Parks, Electricity and Roads Services of the Municipality

DRAFT

	DIRECTOR: FINANCE (Mrs. AF Beukes)	Responsible for the financial administration of the Municipality, as prescribed by legislation
	DIRECTOR: PLANNING AND DEVELOPMENT (Dr. J Mac Kay)	Render a comprehensive function regarding town planning and development, the spatial development framework, local economic development opportunities, property transactions, nature conservation projects, valuations and building control functions within the jurisdictional boundary of the Municipality.

DRAFT

The Municipal Manager assisted by his Directors is responsible for Corporate Governance of the LocalMunicipality. This entails Risk Management, Anti-Corruption and Fraud, Internal Audit, Supply Chain Management, Oversight Committees, etc.

The Municipal Manager is the head of the Municipal Administration. Subject to the policy directions of the MunicipalCouncil, the Municipal Manager is responsible and accountable for the formation and development of an economical, effective, efficient and accountable administration.

The Municipal Manager must make sure the administration is equipped to implement the Local Municipality's Integrated Development Plan, that it operates in accordance with the Local Municipality's Performance Management System, and that it is responsive to the needs of the local community.

The roles and responsibilities of the Municipal Manager are comprehensively set out in Section 55 of the Municipal Systems Act and responsibilities of the Municipal Manager as an Accounting Officer is set out in Chapter 8 of the Municipal Finance Management Act, 56 of 2003.

The Local Municipality has an administrative arm, headed by the Municipal Manager and is assisted by Directors who report directly to him.

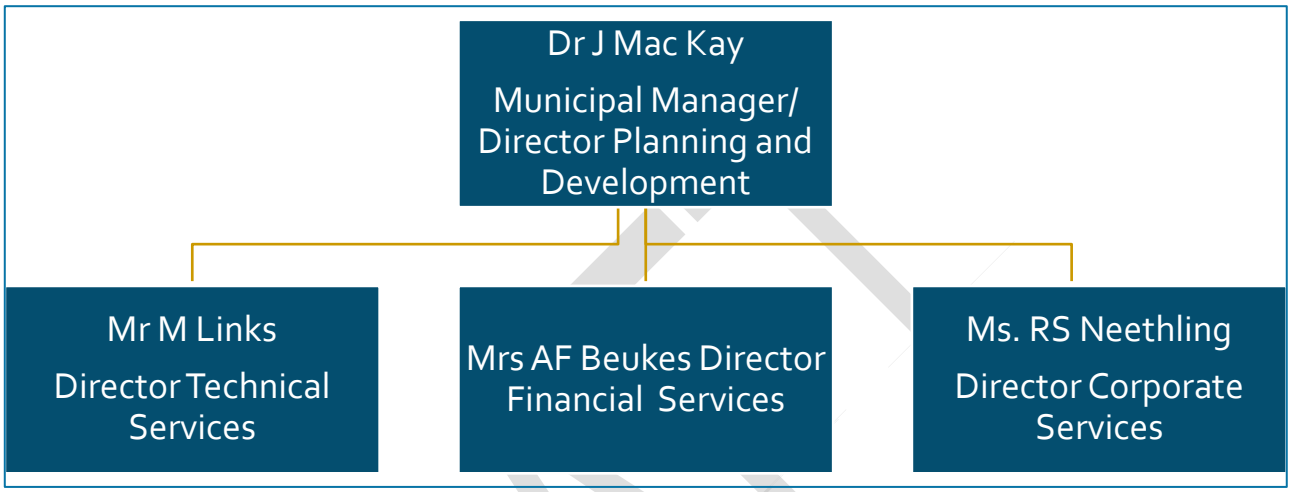

DRAFT

COMPONENT B: INTERGOVERNMENTAL RELATIONS (IGR)

2.3 INTERGOVERNMENTAL RELATIONS (IGR)

Intergovernmental Relations [IGR] are interactions among Government stakeholders. These interactions include Government Departments, DistrictMunicipalities and the LocalMunicipality. IGR is a system of institutional co-operation that addresses relations of equality and interdependence as per the Constitution.

IGR provides insight by assessing the strengths and weaknesses of stakeholders. It also works as an oversight function on governmental roles and service delivery across all governmental spheres.

Constitutional Framework for Government in South Africa

The Constitution states that "government is constituted as National, Provincial and local spheres of government which are distinctive, interdependent and interrelated." The "distinctive" element reflects that each sphere exists in its own right; it is the final decision-maker on a defined range of functions and is accountable to its constituency for its decisions.

The role of a District Intergovernmental Forum is to serve as a consultative forum for the Local Municipalities to discuss and consult each other on matters of mutual interest, including-

a) Draft National and Provincial policy and legislation relating to matters affecting Local Government;
b) The implementation of National and Provincial policy and legislation with respect to such matters in the Municipality;
c) Matters arising in the Premier's Intergovernmental Forum affecting the Municipality;

DRAFT

d) Mutual support in terms of section 88 of the Local Government: Municipal Structures Act, 1998 (Act No. 117 of 1998);
e) The provision of services in the Municipality;
f) Coherent planning and development in the Municipality ;
g) The co-ordination and alignment of the strategic and performance plans and priorities, objectives and strategies of the Municipalities; and
   1. Any other matters of strategic importance, which affect the interests of the Municipalities.
   2. A Local Intergovernmental Forum may refer a matter arising in the forum to-
   a) The Premier's Intergovernmental Forum; or
   b) Any other Provincial Intergovernmental Forum established

A financial year consists of 4 quarters of which the Technical IGR and Political IGR are required to sit each quarter to comply with the Framework

Any IGR's key task is to provide a platform where stakeholders interact, share information, challenges and consult among one another. The IGR is the key driver of activities across all organs of state and is crucial when it comes to coordinate activities and executing them. Currently, the IGR has been a useful avenue when it comes to service delivery in Local Municipalities and other Stakeholders and it also serves to keep each and every Stakeholder abreast of the state of service delivery within the Municipality.

The benefits of sound Inter-Governmental Relations at the Local level ensure that issues or challenges are resolved efficiently to ensure a cost-effective service to the community.

Act 117 of 1998 which is the Municipal Structures Act states in Section 84 (a) that a DistrictMunicipality is responsible for integrated development planning for the DistrictMunicipality as a whole including a framework for integrated development plans for all Municipalities in the area of the District.

Kai !Garib Municipality is a non-delegated Municipality and reports monthly and quarterly to National Treasury. During the year there are various meetings attended with National Treasury.

The District Intergovernmental Forum is a legislative structure constituted to ensure that the three spheres of government operate smoothly. Local Municipalities along with sector

DRAFT

departments meet on a monthly basis to discuss, share and address issues raised during the course of operation.

COMPONENT C: PUBLIC ACCOUNTABILITY AND PARTICIPATION

2.4 PUBLIC MEETINGS

i. Introduction

The Municipal Systems Act 32, 2000 (Act No. 32 of 2000) mandates Municipalities to review Integrated Development Plans (IDP's) annually in accordance with an assessment of its performance measurements.

The Integrated Development Plan is therefore defined as a: "principal strategic planning instrument which guides and informs all planning and development, and all decisions with regard to planning, management and development, in the Municipality" Municipal Systems Act 32, 2000, Chapter 5 Section 35 1(a).

Integrated Development Plan plays a pivotal role in informing all planning processes of the other spheres of government (National and Provincial) as well as all state-owned enterprises, which implies a dire need for joint and coordinated effort by these parties in the IDP development processes. It is therefore essential that IDP must be formulated in accordance with a business plan, detailing roles and responsibilities, time frames and cost estimates, to ensure that the Integrated Development Plans gives effect to the Constitutional mandate.

ii. IDP Process Plan

Section 21 of the MFMA requires the Mayor to table a time schedule that sets out the process to draft the IDP and prepare the budget, ten months before the start of the new financial year.

DRAFT

The Council subsequently approved a process plan and commenced with its implementation. The process plan was adopted on31 August 2020.

iii. IDP Representative Forum Meetings

Subsequent, to the above mentioned, public meetings were held under the supervision of the Mayor and Councillors at various venues across the Municipal areas where inputs were received from the communities residing in the Kai !Garib Municipal area. Many of these were general comments, some specific requests, all of which were noted. The draft documents were distributed to all Municipal service points and published on the Municipality's website requesting written inputs. All this was conducted in line with current legislation.

We communicate via our local newspaper and by making use of a loud hailing system within our communities. Communication is also exercised through the use of Community Development Workers, Ward Committees as well as information sessions.

The IDP Representative Forum is responsible for:

- Provide an organizational mechanism for discussion, negotiation and decision making between stakeholders.
- It represents the interest of their constituencies in the IDP process.
- Monitors the performance of the planning and implementation process.
- Comprises of the Mayor, Councillors, Municipal Manager, Directors, representatives of various sectors, NGO's, Government Departments and specialized community members.

iv. Public Participation

During the engagement sessionsCommunities were expected to indicate what services they required from the LocalMunicipality.

Communities indicated the following suggestions and concerns during the public participation process:

- Tarred roads are in a terrible state
- Sports ground is in a terrible state. The Municipality is called to attend to that
- Demand for bins in strategic locations in town and suburb

DRAFT

- Concerns were raised about the lack of finances to the Budget - What is put in place to address this?
- Can the Council help people with wire and poles for fencing, or subsidize the acquisition, since people spoil the cemeteries by taking fences from the graves
- Service Delivery in Kanoneiland is not sufficient
- Where are the development for young people?
- Suggestion was made to use students who had matriculated, for the EPWP, to get work experience, as it is only for short periods (three months).
- An appeal is made to the Council, not to come to the community as an incomplete panel
- Appeal is made to Council to find ways to motivate people to pay their services
- Request that the final budget must be given to all

v. Compliance

- Draft IDP 2018/19 was approved on 28 February 2019.
- A final IDP was then tabled to Council on 31 May2019 to accommodate changes that were made in the budget.
- Chapter 6 of the IDP outlines the linkage between the LocalMunicipality's strategic objectives and its long terms goals that find expression in the implementation of the Key Performance Indicators

vi. Challenges

- Poor attendance of IDP Rep Forums meetings
- Poor community attendance

2.5 IDP PARTICIPATION AND ALIGNMENT

IDP Participation and Alignment Criteria*	Yes/No
Does the Municipality have impact, outcome, input, output indicators?	Yes
Does the IDP have priorities, objectives, KPIs, development strategies?	Yes
Does the IDP have multi-year targets?	Yes
Are the above aligned and can they calculate into a score?	Yes
Does the budget align directly to the KPIs in the strategic plan?	Yes
Do the IDP KPIs align to the Section 57 Managers	Yes
Do the IDP KPIs lead to functional area KPIs as per the SDBIP?	Yes
Do the IDP KPIs align with the Provincial KPIs on the 12 Outcomes	Yes

DRAFT

Were the indicators communicated to the public?	Yes
Were the four quarter aligned reports submitted within stipulated time frames?	Yes

2.6 WARD COMMITTEES

The Local government legislations made a provision for local authorities to establish a system of participatory democracy at the local level in the form of Ward Committees. Ward Committees were introduced in Municipalities as community structures to play a vital role in linking and informing the Municipalities about the needs, aspirations, potentials and problems of the communities. They were established to form the bridge between local Municipalities and communities by facilitating proper communication. By working directly with the Municipality, Ward Committees, serve as a cord which articulates the new system of local government to the majority of the people, more especially to previously disadvantaged communities. Ward Committees have an important role to play in actively taking part and determining core Municipal business such as Integrated Developmental Planning, Budgeting, Municipal performance management process, without which democracy cannot be said is rooted among the people. Ward Committees are a creation of legislation, the Municipal Structures Act, giving effect to the Constitution of the South Africa.

Ward Committees have dealt with a variety of community needs, problems and aspirations at ward level. The major issues among others were housing challenges, road infrastructure, water and electricity

Ward Committees serve as a communication link between the Municipality and the community. Ward Committees have been the focus of considerable attention by the government as well as civil society, with substantial investment already made in an attempt to ensure that these structures have the necessary capacity and resources required for them to fulfill their envisaged roles as the “voice” of communities

The establishment, training and function of the Ward Committees are based on the following laws and regulations:

- The Constitution of the Republic of South Africa Act (Act No.106 of (1996);

DRAFT

- The Local Government: Municipal Structures Act (Act No. 117 of 1998)
- The Local Government: Municipal Systems Act (Act No. 32 of 2000);
- The White Paper on Local Government
- Regulations in terms of Section 75 (2) of the Local Government: Municipal Structures Act, 1998 (Act No 117 of 1998 as amended in 2008).
- The National Framework: Guidelines for Provinces and Municipalities in the Implementation of the Ward Funding Model, (Notice 364 of 2009).
- The Nation Framework: Criteria for Determining Out of Pocket Expenses for Ward Committee
- Members (Notice 973 of 8 October 2009)

Establishment of Ward Committees

Ward Committees have been established in all our wards

Status of Ward Committees

Kai! Garib: All wardscommittees are functional except ward 10

The Ward Committee members receive a stipend of R500 every month.

CHALLENGES ENCOUNTERED

- Budget not sufficient to reach departmental objectives and goals
- The geographical vastness of the area

DRAFT

COMPONENT D: CORPORATE GOVERNANCE

2.7 RISK MANAGEMENT

The Kai !Garib LocalMunicipality recognizes Risk Management as an integral part of responsible Management within the organization that must be implemented in an integrated manner within all departments, operations and processes with the overall objective of reducing risk, as far as reasonably practical.

The Risk Management Unit resides within the sphere of the Municipal Manager and is responsible for the coordination of all Risk Management activities. The Risk ManagementUnit supports the achievement of objectives and reduces the chance of serious errors occurring.

The principal purpose of the Risk Management Unit, where available, is to facilitate, support and advise line management and employees in relation to the management of risk. It is not their responsibility to manage risks identified within a service. The management of risks is a Line Management function and responsibility.

A top-down view is taken of the LocalMunicipality so as to better understand the environment within which the LocalMunicipality operates, in developing our understanding of the various activities of the LocalMunicipality.

The MFMA S (62) (i) (c) requires a Municipality to have and maintain an effective, efficient and transparent system of risk management. Kai !Garib Municipality has had three Risk Management Workshops in conjunction with National Treasury in which the entire upper, middle and lower management were involved.

The post for Risk Management was filled during April of the 2013/14 financial year and the Municipality also appointed a Risk official during the 2014/15 financial year.

A complete risk assessment was done at the beginning of the 2014/15 financial year. All the policies and charters were approved and implemented. The Risk Management Committee has

DRAFT

been established and consists of all the directors of the Municipality as well as an external Chairperson. Risk follow ups were completed for quarter four and all the reports were timeously submitted to the Municipal Manager, Internal Auditor and the Audit Committee. All exceptions raised by internal audit were resolved for 2015/16 within this department. The Risk Committee chairperson was appointed during the 2015/2016 financial year.

The table below represents the Strategic Risk Register:

Risk description	Cause	Effect (Impact)	Inherent Risk (L,M,H)	Existing Controls
Inability to deliver core Municipal Services over a short to medium term	Poor conditions of equipment & machinery Ageing infrastructure Incompetent and skilled workforce	MFMA section 139 Sec 139 of the constitution Community protests Lawsuits	High	Ad hoc in-house maintenance of equipment & machinery Replacement of infrastructure such as pipes, pumps and water plants equipment Upgrading, for example the water purification plants Training interventions such as water quality management services
Organizational structure not responsive to the execution of constitutional mandate	Vacancies at critical positions Inadequate provision of functions/positions in the current organogram	Compromised service delivery	High	Appointment of personnel to act in vacant critical positions Processes to review the organogram me commenced in 2017
Lack of credible strategic planning instruments	Poorly designed objectives (not SMART) Non consideration of resources Inadequate Public participation processes	Non achievement of performance targets Compromised financial sustainability	High	No controls for SMART principle and allocation of resources during planning processes Public participation processes extended to settlements and not only wards

DRAFT

Lack of accountability and consequence management	Ineffective administrative & political oversight Poor administrative/political interface Non implementation of recommendations from oversight structures Perceived political interference	Noncompliance with applicable legislation & prescripts	High	Regular MPAC, Audit Committee and EXCO meetings Troika meetings between the Mayor, speaker and senior management Audit action plans
Lack of Financial Sustainability	Ineffective administration of indigents Ineffective measures to ensure that the KGLM meets financial obligations Poor revenue management Dependency on grants Unfunded budget	Financial distress Section 139 of MFMA	High	Annual updating of indigent register Debt collection unit (No control over grant dependency and unfunded budget)
Occurrence of Unauthorised, Irregular and Fruitless & wasteful expenditure	Inability to remain within the allocated budget Noncompliance with SCM processes Poor & improper planning within Departments Late payments to suppliers Political interference	Unfavorable audit opinion Noncompliance with applicable prescripts	High	No controls
Asset register may not be credible	Over/under stating of assets in the AFS Reclassification of prior year figures Incorrect disclosures	Unfavorable audit opinion	Medium	Annual physical asset verification for fixed assets Quarterly physical asset verification for movable assets Utilization of a Data logger

DRAFT

Business continuity	Poor ICT infrastructure	Reputational damage Disruption of services	High	No controls

2.8 FRAUD AND ANTI-CORRUPTION

Recognizing that the working environment and organizational culture are the most significant factors that determine how much of a target for Fraud and Corruption an organization will be, the Municipality, therefore, has adopted a prevention approach as it is about understanding the internal and external risks coupled with regular analysis of the administrative environment. Counciladopted a Fraud Prevention Strategy and Plan as well as Fraud and Anti–Corruption Policies.

These policies and plans create an enabling environment for the development and establishing of anti-fraud culture within our institution. It aims to give assurance to the people that Kai !GaribMunicipality is serious in giving assurance to the workers and the people that we enforce sound financial and public service principles. Through regular fraud risk monitoring, theMunicipality manages to enforce low to zero tolerance to risks and that controls are being implemented. Consequently, responsibility is taken to avoidthe negative impact that possible Fraud may have on the institution and public service.

Annual and quarterly Fraud awareness sessions raise awareness levels within the institution.

In its combat against all forms of Fraud and Corruption, the Municipality aims to remain pro-active in the fight against fraud.

The Institute of Internal Auditors defines internal auditing as follows:

"… an independent, objective assurance and consulting activity designed to add value and improve an organisation's operations. It helps an organisation accomplish its objectives by bringing a systematic, disciplined approach to evaluate and improve the effectiveness of risk management, control and governance processes."

Kai !Garib Municipality has a range of measures to prevent corruption, fraud and theft; these are in sync with the National anti-corruption strategy.

DRAFT

The Municipality approved its Fraud Prevention Policy on 28 June 2019.

According to section 6 of the policy the Internal Audit unit will investigate all complaints of fraud and corruption with the assistance of different Units/ Departments and individuals.

All whistleblowers' identities will remain confidential to prevent victimization. According to section 7.3 of the policy, any action to cover up and or to retaliate against or victimize witnesses is strictly forbidden and constitutes punishable conduct within the Municipality

2.9 SUPPLY CHAIN MANAGEMENT

In accordance with Regulation (6)(2) (a) (i) of the Municipal Supply Chain Management Regulations, we hereby submit the required report on the implementation of the Kai !GaribLocalMunicipality Supply Chain Management Policy.

Integrated Supply Chain Management aims to add value at each stage of the process – from the demand of goods and services to their acquisitions, managing the logistics process and finally, after use, to their disposal. In doing so, it addresses deficiencies in current practice related to procurement and contract management.

SUPPLY CHAIN MANAGEMENT POLICY

MFMA S110-119; SCM Regulations 2005; and relevant MFMA circulars set out required processes and guidance manuals to help ensure that SCM arrangements provide appropriate goods and services, offer best value for money and minimize the opportunities for fraud and corruption.

Supply Chain Management (SCM) is necessary to ensure a sustainable and accountable supply chain that promotes black economic empowerment and local economic development. The drafting and implementation of both an SCM policy and procedures have ensure that the processes are fair, equitable, transparent, competitive, environmentally friendly and cost effective, in accordance with the rules and regulation from the spheres of government.

DRAFT

The Supply Chain Management Policy was reviewed in accordance with Section 3(1)(b) of the Municipal Supply Chain Management Regulation of 2005, and all requirements of the Treasury guidelines were taken into account.

The Municipality is currently operating a decentralized SCM unit and is in the process of converting to a centralized structure, which will promote and enhance an open and fair tendering process to all suppliers, regardless of the particular communication media that they may have access to. This system will level the playing field for all suppliers.

The table on the following page reflects the tender register for 2020/2021:

DRAFT

Tender Register 2020/2021

Municipality: Kai !Garib Local Municipality
Date: 1-Jul-20
Year end: 30-Jun-21

Bid No	Date Advertised	Closing Date	Description	Department	Funding	Status	Responsible Person	Price List: Bidders	Price List: Tender Amount	Successful Bidder	Amount	Total Preference Points
T001/2021	10/07/2020	24/07/2020	KAKAMAS: REFURBISHMENT OF SEWERAGE PUMP STATIONS	PMU	MIG	Awarded	David Brand	Overrox Trading 55cc	R 4,522,493.91	Overrox Trading 55cc	R 4,522,493.91	100
								Taanil Construction Pty Ltd	R 3,506,017.08			
								Geezfix Pty Ltd	R 3,349,818.00			
								Reliable Builders	R 3,686,750.00			
T002/2021	10/07/2020	24/07/2020	KEIMOES: REFURBISHMENT OF	PMU	MIG	Awarded	David Brand	Overrox Trading 55cc	R 5,109,689.20	Reliable Builders	R 3,928,250.00	100

			SEWERAGE PUMP STATIONS					Taanil Construction Pty Ltd	R 4,077,522.57			
								Geezfix Pty Ltd	R 3,368,439.21			
								Reliable Builders	R 3,928,250.00			
T003/2021	14/07/2020	04/08/2020	ELECTRICAL MATERIAL AND EQUPTMENT	TECHNICAL SERVICES	KGLM	Awarded	David Brand	ARB Electrical Wholesalers	R 1,187,261.03	ARB Electrical Wholesalers	R 1,187,261.03	100
								Arcon Projects 51	R 4,258,525.20			
								PH Marketing	R 3,856,470.88			
								Jocastro Investments	R 3,026,300.00			
								Oitsegodira General Trading	R 1,728,472.80			
								Aberdare Cables	R 45,203.91			

								Geezfix Pty Ltd	R 1,601,951.25			
								NB Mechanical Sales	R 3,758,768.29			
T004/2021	14/07/2020	04/08/2020	PERSONAL PROTECTIVE CLOTHING	OCCUPATIONAL HEALTH AND SAFETY	KGLM	Awarded	David Brand	Kalahari Koti	R 3,031.00	Kalahari Koti & Pienaar Brothers	R 3,031.00 R 3,642.05	100
								S.T.Mogwera Enterprise and Trading	R 4,620.25			
								Halsted and Co	R 3,642.05			
								Pienaar Brothers	R 3,642.05			
								Upington Web Adteljee	R 47,238.35			
T005/2021		18/08/2021	PAY OFFICE LANGVERWAGHT	FINANCE	KGLM	N/A	David Brand	Reonale Contruction	R 2,834,555.08	Not Yet Award		100
								Geezfix Pty Ltd	R 2,242,939.53			
								Agvic Construction	R 2,166,300.48			
								Namakwa	R 1,738,531.38			

								Konstruksie				
								Concept Studio 201 JV Riemvasmaak Bouers	R 1,551,744.45			
T006/2021		09/10/2020	KAKAMAS CEMETERIES	PMU	MIG	Awarded	David Brand	Elohim Erets Retailers	R 9,264,362.22	Elohim Erets Retailers	R 9,264,362.22	100
								Maseleni Trading and Projects	R 10,638,476.70			
								Namakwa Konstruksie	R 31,525,829.06			
								Gerson Matamela Holdings	R 12,107,241.59			
								Overrox Trading 55cc	R 13,987,661.60			
								Milestone Reflex	R 20,068,339.53			
								Ditro Tsa Trading	R 21,735,608.11			

								TR Plant Hire and Construction	R 11,507,291.35			
T007/2021	04/12/2020	31/03/2021	BANKING SERVICES	FINANCE	KGLM	N/A	David Brand	Absa Bank		Not Yet Award		100
								Standard Bank SA				
								Nedbank				
								First National Bank				
T008/2021	04/12/2020	18/01/2021	ACCOUNTING AND AUDIT EXPERTS CONSULTANS	FINANCE	KGLM	Awarded	David Brand	Makomota Investment Holdings (Pty) Ltd		Panel Appointment		100
								Alerts Professional Services (Pty) Ltd				
								Samba Solutions (Pty) Ltd				
								SNG Grant Thornton				
								Matseba Chartered				

								Accountants Inc				
								Afrocentric IP Local Government Solution JV				
								Audit & Risk Management Solutions				
								Kgatontle Consulting (Pty) Ltd				
								Shumba Inc				
								Victorious Chartered Accountants Inc				
								EMS Solutions (Pty) Ltd				

								Mubesko Africa (Pty) Ltd				
								Nolands Advisory Services Bfn (Pty) Ltd				
								Itile Consultancy (Pty) Ltd				
								Sobote Charter Accountants				
								BTF Financial Advisory (Pty) Ltd				
								Mampudi Holdings				
								Morar Incorporated				
								JBN & Associates Inc				
T009/2021			ALHEIT CEMETERIES	PMU	MIG	Awarded	David Brand	Elohim Erets Retailers	R 3,406,154.81	Geezfix Pty Ltd	R 3,582,922.75	100

								Geezfix Pty Ltd	R 3,582,922.75			
								Ribho Konstruksie CC	R 3,503,917.81			
								Lebo Tebo Trading and projects	R 7,116,558.82			
T010/2021	02/04/2021	28/04/2021	LUTZBURG ACCES ROAD	PMU	MIG	N/A	David Brand	African Tenure Solution	R 15,191,181.46	Taanil Construction Pty Ltd	R 11,108,846.71	100
								Entsha Henra	R 16,097,910.82			
								106 Masheng Trading	R 15,547,363.83			
								Limontha Planthire	R 16,154,735.63			
								Tsimololo Trading	R 16,508,737.03			
								AMK Construction	R 20,892,025.02			
								Overrox Trading 55cc	R 12,942,880.39			

								Riemvasmaak Bouers JV VMT Civils	R 10,150,752.15			
								Maseleni Trading and Projects	R 10,769,275.00			
								Taanil Construction Pty Ltd	R 11,108,846.71			
								Norati Enterprises	R 14,038,376.72			
								Rennaissance Skills Centre	R 11,389,480.63			
								Bioka Trading	R 14,538,115.86			
								Elohim Erets Retailers	R 12,794,161.93			

2.10 WEBSITE

Municipal Website: Content and Currency of Material	
Documents published on the Kai ! Garib MunicipalWebsite	**Yes / No**
Current annual and adjustments budgets and all budget-related documents	YES
All current budget-related policies	YES
The previous Annual Report 2019/2020	YES
The Annual Report2020/2021 to be published in 2022	Yes
All current performance agreements required in terms of section 57(1)(b) of the Municipal Systems Act (Year 1) and resulting scorecards	YES
All service delivery agreements 2020/2021	YES
All long-term borrowing contracts 2020/2021	YES
All supply chain management contracts above a prescribed value R100 000 for 2020/2021	YES
An information statement containing a list of assets over a prescribed value that have been disposed of in terms of section 14 (2) or (4) during 2020/2021	YES
Contracts agreed in 2020/2021to which subsection (1) of section 33 apply, subject to subsection (3) of that section	YES
Public-private partnership agreements referred to in section 120 made in 2020/2021	N/A
All quarterly reports tabled in the Council in terms of section 52 (d) during 2020/2021	YES

COMMENT MUNICIPAL WEBSITE CONTENT AND ACCESS:

In terms of Section 75 (1) of the MFMA, Municipalities are required to place certain documents on their website. The Kai !GaribLocalMunicipality has a fully functional website that is maintained and updated by the Communication Unit. The system has proven to be effective and it also serves as a means of providing evidence if required about the content management of the website. The website consists of more than just legislative information, it shares information about the functions of the LocalMunicipality, projects and means by which the community can contact the LocalMunicipality.

DRAFT

The Municipality has an up and running website which is updated as soon as new information becomes available and it is easily accessible through computers with internet access in all our libraries.

The website also serves as an information tool for the following:

Updated news on Municipal events

Updated copies of the Municipality's publications

Updated pictures of events which took place

Details of policies and document reporting which took place for the financial year.

The policies and procedures which governs the Municipality can also be found on the website.

2.11 PUBLIC SATISFACTION ON MUNICIPAL SERVICE

PUBLIC SATISFACTION LEVELS

During the year under review, the LocalMunicipality did not engage on any public satisfaction surveys.

Kai !Garib Municipality is a leader in client and customer service. We have a fully equipped and fully staffed Call Centre which caters completely to needs of the community within our Municipal boundary. We have in our employ fully trained and equipped switchboard and Call Centre operators. We agree and comply completely with the Batho Pele principles as set out by National Government. The Office of the Premier launched an initiative so as to instill the principles within the employees as well as the community of Kai !Garib. These measures include community feedback boxes through which members of the community may submit their complaints as well as their suggestions directly to the Council through specific processes.

DRAFT

2.12 OVERSIGHT COMMITTEE

The Kai !GaribMunicipalityhas an Oversight Committee and there is a Municipal Public Accounts Committee in place.

2.13 BY-LAWS

The formation of the Land Use Management By-laws was identified as one of the key points towards the implementation of SPLUMA. Members of the public were given sufficient time to provide comment, give input and obtain clarity on the by- laws.

DRAFT

CHAPTER 3

SERVICE DELIVERY PERFORMANCE

The performance of the Municipality is measured against key performance objectives and indicators in the IDP and in this chapter an overview of the deliverables achieved in the delivery of basic services, local economic development, health, security and safety will be addressed.

In order to ensure sustainable provision of Municipal services to all its residents, Kai !Garib Municipality embarked on various projects that seek to improve the level of services. These projects have also considered the eradication of backlogs and provision of basic services to indigents, despite inadequate funding to address backlogs.

The Municipality does not deliver any services through Municipal entities.

COMPONENT A: BASIC SERVICES

The continuous influx of people to the urban areas is putting severe pressure on the Municipality's ability to provide services to an acceptable and sustainable standard. Backlogs in housing, water, sanitation and electricity services are growing with the growth in informal houses on non-serviced erven. Backlogs will be discussed in more detail in Chapter 5.

The Municipality is the service provider for all basic services, except for electricity services, where some of the rural parts of the Municipal area are within the Eskom licensed area of supply.

Several projects have been undertaken during the year to address backlogs and other needs for basic service delivery and will be dealt with in more detail during this chapter.

DRAFT

Municipal Infrastructure Grant

1. INTRODUCTION

This report serves to evaluate Kai! Garib Local Municipality financial and non-financial performance in respect of the Municipal Infrastructure Grant (MIG) and submit such report to the National Transferring Officer (Department of Cooperative Governance) in terms of Chapter 3, Section 12(5) of the Division of Revenue Act, 2018.

The objectives of the evaluation are to report on the progress of the MIG programme implementation for 2020/2021 financial year.

2. BACKGROUND

2.1 Programme History

The MIG programme was established in the 2004/2005 financial year through the consolidation of various infrastructure grants. *Kai! Garib Local Municipality*) has been the beneficiary of the grant since inception.

2.2 Grant Purpose

The purpose of the grant is to provide capital finance for eradicating basic municipal infrastructure backlogs for poor households, microenterprise and social institutions servicing poor communities.

The outputs of the programme for are: -

- Infrastructure for:
  - ✓ basic water and sanitation
  - ✓ central collection points for refuse, transfer stations, recycling facilities and solid waste disposal sites
  - ✓ sport and recreation facilities
  - ✓ street and community lighting
  - ✓ public facilities
- Number of kilometers of municipal roads developed, upgraded and maintained.
- Number of work opportunities and full-time equivalents (FTE's) created using the Expanded Public Works (EPWP) guidelines for the above outputs.

DRAFT

2.3 Allocation for the past 3 years

The MIG allocations to Kai! Garib Municipality for the past three financial years is indicated in table 1 below:

Table 1: MIG allocation

	2018/2019	2019/2020	2020/2021
iginal allocation (R')	22 036 000	22 416 000	22 290 000
ll over approved	-	-	-
dditional allocation	-	-	-
opped allocation	5 214 000	-	274 000
nal allocation	16 822 000	22 416 000	22 016 000
mount spent	13 807 037	20 858 480	22 812 811
mount not spent	3 014 963	1 557 520	-

2.4 Key Challenges since onset (establishment of the programme)

- Financial constraint of the municipality resulted that service providers not to be paid on time.
- There is no Civil technician in the PMU and this impacts negatively on the work.
- The procurement procedures that delayed the commencement of projects.
- The retirement of the previous PMU Manager in December, with no permanent appointment.

3. EVALAUTION

3.1 Progress to date

Table 2 below provides summary of progress in relation to projects implemented during the 2020/2021 financial year.

DRAFT

Table 2: 2020/2021 summary project progress

National Registration Number	Project Name (incl sub-place) Must be the same as in the MIG 1	Project start date	Project Status	Total Project Cost	Registered MIG Funds	Counter Funding	MIG Expenditure on Previous Allocations (incl 2019/20)	Counter Funding on MIG Expenditure (incl 2019/20)	Total MIG Expenditure 2020-2021 (Invoices Paid)	Counter Funding 2020-2021 (Paid Invoices)	Total Actual Project Expenditure	MIG Registered Value: Balance (Actual)	Total Project Cost: Balance
NC0629/ SW/ 17/ 19	Keimoes: Development of new Landfill site	01/ 07/ 2017	Feasibility Study	17,045,769	17,045,769	0	689,978	0	0	0	689,978	16,355,791	16,355,791
NC0630/ SW/ 17/ 19	Curnieskamp: Development of new Landfill site	01/ 07/ 2018	Feasibility Study	7,879,506	7,879,506	0	320,348	0	0	0	320,348	7,559,158	7,559,158
NC0576/ W/ 19/ 20	Curnieskamp: Ext/ Upgrading of Raw Water Supply (MIG 1351)	12/ 12/ 2019	Practical Completed	10,280,568	8,939,624	1,340,944	7,605,779	0	586,612	2,095,794	10,288,185	747,233	-7,617
MIG-SMIF/ NC0691/ W/ 2020	Kai1-SMIF 2020/ 21Blaauwskop (Plangeni) SK2724: Emergency Water Supply	13/ 05/ 2020	Practical Completed	2,848,369	2,848,369	0	2,467,072	0	97,542	1,003,548	3,568,162	283,755	-719,793
MIG-SMIF/ NC0683/ S/ 2020	Kai2-SMIF 2020/ 21Kakamas: Refurbishment of Sewer Pump Station	11/ 05/ 2020	Practical Completed	6,891,568	6,891,568	0	1,750,899	0	5,113,733	492,463	7,357,095	26,937	-465,527
MIG-SMIF/ NC0683/ S/ 2020	Kai3-SMIF 2020/ 21Keimoes: Refurbishment of Sewer Pump Station	11/ 05/ 2020	Practical Completed	6,282,091	6,282,091	0	1,851,046	0	3,639,918	944,502	6,435,466	791,127	-153,374
MIG-SMIF/ NC00724/ W/ 20/ 21	Kai4-SMIF 2020/ 21 Lennertsville: Refurbishment Water Purification Plant	30/ 10/ 2020	Construction	2,673,052	2,229,000	444,052	0	0	2,229,000	2,412,892	4,641,892	0	-1,968,840
MIG-SMIF/ NC00725/ DM/ 20/ 21	Kai5-SMIF 2020/ 21 NC082_Sanitisation Public Facilities	30/ 10/ 2020	Construction	569,000	569,000	0	0	0	304,903	0	304,903	264,097	264,097
NC0712/ C/ 20/ 21	Kakamas: Construction of New Cemeteries (MIG 1474)	30/ 10/ 2020	Construction	12,267,420	10,427,307	1,840,113	0	0	9,039,547	0	9,039,547	1,387,760	3,227,873
NC0711/ C/ 19/ 21	Alheit: Construction of New Cemetery (MIG 1355)	2020-2021	Registered	3,555,572	3,022,236	533,336	0	0	175,855	0	175,855	2,846,381	3,379,717
NC0713/ R, ST/ 20/ 20	Lutzburg: Access & Collector Roads (MIG 1540)	2020-2021	Registered	13,303,371	11,307,866	1,995,506	0	0	875,354	0	875,354	10,432,512	12,428,018
	Kai iGaribMunicipality Project Management Unit (PMU)	2006/ 2007	On-going	1,114,500	1,114,500	0	0	0	750,347	0	750,347	364,153	364,153
TOTAL				59,785,511	53,631,561	6,153,950	14,685,122	0	22,812,811	6,949,198	44,447,030.94	41,058,903.54	40,263,655.37

Detailed progress on projects implemented over the 2020/2021 financial year are reflected in the tables below:

Project #1: Kakamas: Construction of New Cemetery (MIG 1474)

The project commenced on the 12 November 2020, and the completion of the project was on the 30 July 2021. The project was divided in to two phases. The need for the project was identified due to the old cemetery that had no site for burial any more.

The works entailed mainly comprised of the construction of infrastructure on two different cemetery sites. The infrastructure to be developed consist of pre-excavation of graves, ablution facilities, access and internal roads and storm water structures.

The purpose of the project was too pre-excavate graves to accommodate Site 1: Adult graves – 713, Child graves – 450 respectively. Site 2: Adult graves – 3267 and Child graves – 1258

The project scope entails the following items: the ablution facility and store room of approximately 18m² at each site. A water supply line was connected to existing water network, with water meters on site. A clear View fence was erected on both the sites.

We also utilized savings on the project to pay for a security up till the month of Aug 2021.

Funding registered by MIG

Total Project Costs	MIG Funds	Counter Funding
R 12 267 420	**R 10 427 307**	**R 1 840 113**

Project Expenses

Total Project Costs	MIG Funds	Counter Funding
R 9 039 547	**R 9 039 547**	**R1 387 760**

The main challenges of the projects were the delay of the rock that was excavated on both sites. The main delay was also the fact that council took time to relocate the people who occupied the cemetery site one.

DRAFT

Project #2: Blaauwskop (Plangeni) SK2724: Emergency Water Supply

The specific project started on the 13 May 2020 and was handed over and completed on the 18 December 2020.

The project scope entails the installation of a water package plant package plant at Plangeni. The package plant was moved from Blaauwskop Purification plant. The electricity supply from Eskom, the pump and motor installation of two steel reservoirs, one ground level and the other on a 10m high scaffolding. The distribution network supply WATER TO 10X10KL JoJo tanks distributed throughout the residential are. The tanks are provided with taps.

Total Project Costs	MIG Funds	Counter Funding
R 3 568 162	R 2 848 369	R 0

Project Expenses

Total Project Costs	MIG Funds	Counter Funding
R 3 568 162	R 2 848 269	R 719 793

Overspending of R 719 793.00

Project #3: Kakamas: Refurbishment of Sewer Pump Station

Total Project Costs	MIG Funds	Counter Funding
R 6 891 568	R 6 891 568	R 0

Project Expenses

Total Project Costs	MIG Funds	Counter Funding
R 7 357 095	R 6 891 568	R 465 527

DRAFT

Over spending on the project: R 465 527.00

Project #4: Keimoes: Refurbishment of Sewer Pump Station

Total Project Costs	MIG Funds	Counter Funding
R 6 282 091	R 6 282 091	R 0

Project Expenses

Total Project Costs	MIG Funds	Counter Funding
R 6 435 466	R 6 282 091	R 153 375

Overspending of R 153 375

Both projects commenced on the 11 May 2021 and was successfully completed on the 2 February 2021. The project details entail the refurbishment of sewage pump station in both Kakamas and Keimoes. The purchase, installation and construction of the motor control system was done by requesting quotes from nominated suppliers. The civil contractor for each project was appointed through a tender process. The purchase and installation of the pump components for connections was done to the existing network. The existing fence was removed and replaced by a safety cage around the pumps and motors.

Project #5: Lennertsville: Refurbishment Water Purification Plant

BVi Consulting Engineers was appointed for the Refurbishment of the Lennertsville Water Treatment Plant in October 2020 for a total contract value of R 2 673 051.95 The project was requested through the Department of Water and Sanitation as there was a crisis in supplying Kenhardt with sufficient water. Although the project started in Oct 2020, the actual construction work was done in April 2021.

The works entailed the refurbishment of the mechanical and electrical equipment, as well as the telemetry system at the Lennertsville and Kenhardt water supply. Replacement of pumps and motors at the river abstraction as well as within the water treatment plant and the booster station.

DRAFT

The problem was done discovered that the original dosing pumps had to be replaced as it was not in use anymore. The estimated cost to replace the dosing pumps was approximately R 150 000.

We have also replaced he chemical dosing with in the plant. The project was completed on the 30 June 2021. However, we identified flow meters that were not in use, the cost will also be counter fund by the Council.

Total Project Costs	**MIG Funds**	**Counter Funding**
R 2 673 052	**R 2 229 000**	**R 444 052**

Project Expenses

Total Project Costs	**MIG Funds**	**Counter Funding**
R 4 641 892	**R 2 229 000**	**2 412 892**

Overspending on the project: R 1 968 840

Project #6: Lutzburg: Access & Collector Roads (MIG 1540)

The site was handed over to the Contractor on the 15 July 2021. The project is a 6-month project and the project is currently under construction.

The scope of the project is to pave the access roads of a total length of 3 55m and road with of 5.0m and 6.0m with precast concrete curbing. There will be road signs and stormwater drainage facilities. Accredited training to be including as part of the project.

Total Project Costs	**MIG Funds**	**Counter Funding**
R 13 303 371	**R 11 307 860**	**R 1 955 506**

Project Expenses

Total Project Costs	**MIG Funds**	**Counter Funding**

DRAFT

R 875 354	**R 875 354**	**0**

Available funding is R12 428 018

Project #7: Alheit: Construction of New Cemetery (MIG 1355)

The site was handed over in June 2021. The construction progress was since delayed due to an unrest in the community of Alheit. The Contractor has still not able to be on site. The continuous delayed in the community will lead to extra costs on the project, late completion and a negative influence on the MIG spending.

This period of the project is three-month project and we anticipated to complete the project by September 2021. Contractor has also submitted a letter of extension and the final completion will be in November 2021.

Total Project Costs	**MIG Funds**	**Counter Funding**
R 3 555 572	**R 3 022 236**	**R 533 336**

Project Expenses

Total Project Costs	**MIG Funds**	**Counter Funding**
R 175 855	**R 175 855**	**0**

Available funds on project: R2 846 381

Project #8: Kai5-SMIF 2020/21 NC082_Sanitisation Public Facilities

The project started in July 2021. The purpose of the project was to disinfect the public areas in the Kakamas, Keimoes and Kenhardt area as well as the Municipal Public Facilities.

The areas were disinfected by means of a high-pressure pump connected to a 100l tank. 3 of the trailers were purchased for to accomplish our goal.

DRAFT

Total Project Costs	MIG Funds	Counter Funding
R 569 000	**R 569 000**	**R 0**

Project Expenses

Total Project Costs	MIG Funds	Counter Funding
R 304 903	**R 304 903**	**0**

Available fund on project: R 264 097.00

3.2 Monitoring

- *Indicate how projects are monitored*
  - *Attendance Monthly site visits by technical staff*
  - *Input from Health and Safety Officials regarding safety on site as well as report on Covid -19 issues.*
  - *Input from Community Liaison Officer employed of Labour and human resource activities on site.*
- *How is reporting done*
  - *Monthly reporting at Infrastructure, Executive Committee & General Council Meeting*
  - *Monthly reports to be submitted for evaluation on MIG MIS*
- *Coordination of other stakeholders*
  - *Finance department oversee payments of consulting engineer firms and contractors*
  - *Technical department assisting with evaluation of quality of work done by contractors, which is also part of site meetings.*
  - *The establishment of local community based committees for input from the beneficiaries.*
  - *Reports submitted to the Infrastructure Committee of the Council*

DRAFT

- *Risks and Management thereof*
  - *Appointment of B-BBE Contractor. Bi-weekly site visits by consulting engineering firms and representative of Council.*
  - *Members of the Infrastructure Committee is part of the site meetings.*
  - *Community Liaison Officer appointed as a contact between the community and the contractor on hiring of local labourers.*

3.3 Management of the Programme

- *Indicate PMU structure (any vacancies and for long?)*
  - *PMU Manager with a National Diploma Electrical Engineering(went on retirement end Dec 2020)*
  - *Administration Official: MIG WITH National Diploma Internal Auditing;*
  - *Administration Official EPWP WITH n6 Commerce: Business Management*
  - *Acting PMU Manager: National Diploma Civil Engineering*
  - *EPWP Coordinator with Matric with Commerce as well as a Health & Safety Practitioner*

- *Where vacancies exists, indicate challenges for filling the positions*
  - *The shortage of a technician at the PMU impact negatively on the work of the PMU.*
- *Utilization of the MIG MIS (provide update on addressing backlog)*
  - *Data is captured on a monthly basis*
  - *Backlog also captured on a monthly basis.*
- *Capacity building initiatives for the staff during the period.*
  - *Scheduled Project Management training as part of the Business plan has not been adhered to sending staff for the specific course.*

3.4 Results and beneficiaries

The 2020/2021 service delivery performance:

- Number of poor households impacted through the construction of new infrastructure and upgrading and renewal of existing infrastructure for:
  - ✓ *1 146* households provided with basic service water services
  - ✓ *6 794* households provided with basic sanitation services
  - ✓ *455* households provided with street lighting and community lighting

DRAFT

- Number of infrastructure constructed (new infrastructure, upgraded or renewed):
  - ✓ *0* central collection points for refuse developed
  - ✓ *0* refuse transfer stations developed
  - ✓ *2* solid waste disposal sites developed
  - ✓ *0* sports and recreation facilities developed
  - ✓ *0*public facilities developed (*please ensure that those developed are specifically mentioned, e.g. community hall, ECD centers, etc.*)
  - ✓ *0* kilometers of municipal roads developed.
  - ✓ *96* job opportunities and *1425*FTE's created using EPWP guidelines.

3.5 Key Challenges

The following challenges are currently being experienced in the management of the programme which often result in delaying progress and low expenditure:

- External factors
  - ✓ Urgent need from communities for upgrading of water purification plants and networks
  - ✓ The VIP toilets that are full and no maintenance being done by owners and local municipality
  - ✓ Escalation of prices for goods, materials and components
- Internal factors
  - ✓ Delayed or non-payment of service providers
  - ✓ Appointment of Contractors above the allocated MIG funds
  - ✓ Availability of counter funding
  - ✓ Lack of training for employee's
  - ✓ Shortage of operation and maintenance budget
  - ✓ Shortage of qualified staff for Operational and maintenance

4. CONCLUSIONS

- *What were the main successes and failures of the programme to date (causes underlying the outcomes and outputs)?*
  - ✓ **Improving the supply of water to different communities**
  - ✓ **Completion of the Kakamas cemetery**
- *Do outcomes, outputs, successes and failures justify the costs?*
  - ✓ **Indeed it did justify the costs.**

DRAFT

- *Where the objectives achieved within specified time and budget?*
  - ✓ **It was met.**
- *How far have the projects been embedded in local institutions structures to ensure sustainability or acceptance of the programme?*
  - ✓ **Approval of the local communities**
- *Were there any other stakeholders adequately prepared for project activities (technically, financially)?*
  - ✓ Due to financial position of the municipality all operation and maintenance programmes were not effectively implemented**.**

5. LESSONS LEARNED

The fact that we had a shortage of technical skills reflected in the number of refurbishment to be done in both water and sanitation

6. RECOMMENDATIONS

(Any recommendations to the provincial and national government departments on)?:

- Programme design:
  - Skills transfer
  - Availability of technical staff
- Programme monitoring:
  - Monitoring are up to standard
- Programme Management:
  - Skills transfer from consultants to staff lacks
- Any other factors deemed important for programme success:
  - Training of technical staff

DRAFT

3.1 WATER PROVISION

Legislation includes the Water Services Act 1997 and the General Enabling Act 2005

A number of the purification systems in the Municipal area cannot meet the demand of the areas concern.

The water purification plant at Kakamas was constructed during the 1980's and has reached its useful life span. The plant cannot meet the demands of the growing town.

Three plants are to be constructed in the near future to supply areas for the first time with clean, safe drinking water.

Two plants were upgraded in the 2019/20 financial year to meet the demand for potable water in different areas.

During the year under review Kai !Garib upgraded the water networks in Cillie, Lutzburg, Warmsand as well as Marchand.

Kai !Garib Municipality achieved an average Bluedrop score of 78% and is dedicated to improve on the said score.

Many factors influence the water quality on a daily base. The root cause is the irregular preventative and predictive maintenance on the water purification plants and supply systems (cleaning of dams, reservoirs, filters, pipelines. At this stage reactive maintenance mode is being utilized by the Municipality ("run it till it breaks" maintenance mode).

Another important cause is the absence of monitoring programs that focuses on monitoring the water quality every hour. The monitoring programs cannot be enforced at all the plants, since there is an unavailability of water test kits. Lennertsville, Keimoes and Kakamas WTP do water tests once per shift, but the rest of the plants do not have test kits and therefore do not do tests.

Process monitoring and optimization as well as efficient use of treatment chemicals are also factors that influence the water quality. In example, if the incorrect amount of a specific chemical that removes particles in the water is dosed, the process of sedimentation (which is the settling of these particles to the bottom of a tank) does not take place correctly and the

DRAFT

water will be unclear and full of dirt. This will result in a failure on the BDS system since the laboratory will find these particles in the water samples.

Summary of root causes:

- Irregular maintenance (preventative, predictive)
- Irregular water quality monitoring (due to the lack of monitoring equipment)
- Inefficient treatment chemicals usage
- Inefficient process monitoring and optimization

Kai Garib has been identified by DWS as one of the Municipalities in the Northern Cape that requires an intervention regarding its drinking water quality.

The bulk of water in the Municipal area is used for domestic use, as there are very few industries in the Municipal area.

A household is categorised according to its main access to water, as follows: Regional/local water scheme, Borehole and spring, Water tank, Dam/pool/stagnant water, River/stream and other main access to water methods. No formal piped water includes households that obtain water via water carriers and tankers, rain water, boreholes, dams, rivers and springs.

Kai !Garib Local Municipality had a total number of 8 480 (or 44.46%) households with piped water inside the dwelling, a total of 7 910 (41.49%) households had piped water inside the yard and a total number of 1 460 (7.64%) households had no formal piped water.

When looking at the water backlog (number of households below RDP-level) over time, it can be seen that in 2007 the number of households below the RDP-level were 4 830 within Kai !Garib Local Municipality, this decreased annually at -11.12% per annum to 1 490 in 2017.

Water Provision

Kai !Garib Local Municipality has 3 bulk treatment plants, namely Kakamas, Keimoes and Lennertsville bulk treatment plants and has 10 package plants, with some settlements getting transported purified water. The Kakamas, Keimoes and Lennertsville Treatment Plants run at 100%, 70% and 51% capacity respectively during peak times of the year. Whilst all small package plants run at their optimum (beyond design) capacity. The fact that our treatment plants run at their optimum capacity brings a problem of reduction in the mechanical utilities

DRAFT

design life span thus it results in an increase in operational cost, work load, reduction in service delivery and most importantly less service developments not forgetting its treatment efficiency. Adding to the above said, the utilities used are not of the latest technology which leads to the scarcity of repair material and increase in repair costs.

The Water Treatment Plant in Kakamas is of such a nature that it may fail at any time and this will have devastating effects on the community and the Municipality. This particular plant is below the flood line and beyond its life span which pose great challenges. The cost of establishing a new plant is calculated at +/- R 80 million. The Municipality is unable to do this on its own and MIG allocations are too small to address this emergency situation. The funding for the feasibility studies have been allocated through the Regional Bulk Infrastructure Grant.

Although the plants are running at full capacity as mentioned above, all of the settlements within the Municipality still has a shortage of clean drinking water and limited or no access to clean drinking water. The Eksteenskuil Islands which are situated in Ward 8 have no access to clean drinking water and areas like Blaauwskop, Bloukamp, Eenduin, Loxtonvale, and Mc Taggers Camp are provided by water through water trucks. The newly developed plant in Vyebos brought relief to some of the communities adjacent to plant due to the restricted service area. A construction process is underway to upgrade the water purification plant in Bloemsmond which will extend its supply to McTaggart's Camp as well. This plant will also assist with the transport of water to Blaauwskop and the 50hectar (Plangeni) as it is closer to those areas. This phenomenon of transporting water to settlements brings a threat to the Municipality in terms of transport costs and also poor service delivery since we only have one water truck and we have to transport water with two Jo-Jo tanks strapped unto a refuse truck.

Borehole Pump Operators of Kai !Garib have been trained to improve the demand for additional water sources. Training for these Operators were provided by the Department of Water and Sanitation during 2018 and additional efforts of this nature will continue.

The IDP envisions providing water on all stands on standard (yard connection) and this is a standing item on the IDP and on the Budget. As the Municipality aims to deliver services of good quality to its community and ensures that the community receives clean water without any hassles in order to implement the principles given by National Government in service delivery.

DRAFT

3.2 WASTE WATER (SANITATION) PROVISION

Waste Management remains one of the biggest challenges in the Municipal area. More incidents of illegal dumping and general littering are reported. There are recycling projects currently running in the towns Kakamas, Keimoes and Kenhardt. Refuse trucks have to cover long distances to remove household waste. Only two solid waste sites are permitted. Applications for transfer stations at the other settlements have been submitted to the Department of Environmental Affairs. The Municipality make use of service providers for the removal of garden refuse.

A feasibility study on all services has been undertaken to determine all backlogs and levels of services in the Municipal area. A. number projects will be identified to alleviate backlogs and upgrade current systems.

A distinction is made between formal and informal refuse removal. When refuse is removed by the local authorities, it is referred to as formal refuse removal. Informal refuse removal is where either the household or the community disposes of the waste, or where there is no refuse removal at all. A further breakdown is used in terms of the frequency by which the refuge is taken away, thus leading to the following categories:

- Removed weekly by authority
- Removed less often than weekly by authority
- Removed by community members
- Personal removal / (own dump)
- No refuse removal

Kai !Garib Local Municipality had a total number of 11 500 (60.47%) households which had their refuse removed weekly by the authority, a total of 575 (3.02%) households had their refuse removed less often than weekly by the authority and a total number of 5 110 (26.80%) households which had to remove their refuse personally (own dump). When looking at the number of households with no formal refuse removal, it can be seen that in 2007 the households with no formal refuse removal in Kai !Garib Local Municipality was 7 660, this decreased annually at -0.95% per annum to 6 960 in 2017.

DRAFT

Both general and hazardous wastes are produced in the area. Waste in the "garden waste" classification originating from households and agriculture is the biggest contributor to the waste stream.

The following objectives have been set in the local Municipalities in order to improve the status quo of waste management in the area:

- upgrading of existing landfill sites;
- provision of new landfill sites;
- upgrading and improvement of current waste management services rendered by the Municipalities;
- initiate recycling projects;
- extent services in un-serviced areas; and
- Registration of unlawful landfill sites.

3.3 ELECTRICITY

The Northern Cape is a regional solar hub of energy in Southern Africa. A social pact is therefore required to create a prosperous energy sector in the Province through a negotiated resolution where the private sector commits to investing in new areas; where labour and business work together with government to address the inhibiting factors and identifying opportunities; and developing partnerships with civil society to ensure that our people benefit from the natural resources of our beautiful Province. According to Reports of the Northern Cape Government it would appear as if they remain committed to setting the province on a path of radical economic transformation in order to accelerate the onslaught on socio-economic challenges. This has been a consistent theme throughout the economic blueprint, the National Development Plan and it is an urgent need to focus on decisive action to grow the economy and create employment. This cannot be done by Government alone and therefore the need to mobilise partners in the Private Sector to join hands with in pursuit of this goal. The Green economy has much to offer in terms of job creation, infrastructure development and general economic development.

The Municipality IS currently only distributing electricity within the three main towns. The smaller settlements around the three main towns are served by Eskom directly. The challenge

DRAFT

however still exists that some of the households within the settlements don't have any access to electricity. The informal areas within the Municipality are posing a great challenge in terms of providing electricity. Households without access to electricity usually make use of wood for fire and candles and paraffin for lighting. Not all informal settlements are fully electrified. The need of bulk electricity services also poses a challenge to areas such as Kakamas, Keimoes and to a lesser extends Kenhardt.

Renewable Energy: demand-side interventions – solar panels/geysers

These other sources of energy mentioned pose various dangers and is environmentally unsustainable. The Municipality is however very optimistic about the future due to the rise of Solar Energy Developments in the Municipal area. The climate of the Municipal area is favourable to this environmentally friendly source of energy.

There are six established Independent Power Producers in the Kai !Garib Municipality.

Project Name	Technology	Status	Size	Lead Developer
Khi Solar One	Solar CSP	Fully operational	50 MW	Abengoa
Aries Solar	Solar PV	Fully operational	9.7 MW	BioTherm Renewable Energy
Neusberg Hydro Electric Project A	Hydro	Fully operational	10 MW	Hydro-SA & Hydro - Tasmania
Dayson's Klip 1	Solar PV	Approvals, planning and finance	75 MW	Scatec Solar
Dayson's Klip 2	Solar PV	Approvals, planning and finance	75 MV	Scatec Solar
Sirius Solar PV Project One	Solar PV	Approvals, planning and finance	75 MW	Scatec Solar

There is potential for further IPPs to become operational in the Municipality, several are in the planning stages. Kai !Garib Municipality is also a participant in the ZF Mgcawu Development Forum, an initiative coordinated by the IDC which aims to ensure that integrated development planning and implementation of regional projects take place. This includes the renewable energy and mining plants, together with other industry stakeholders

DRAFT

such as agricultural, business and civil society stakeholders. Kai !Garib Municipality recognises the importance of participating in this forum to provide a platform for partnerships for regional socio-economic growth.

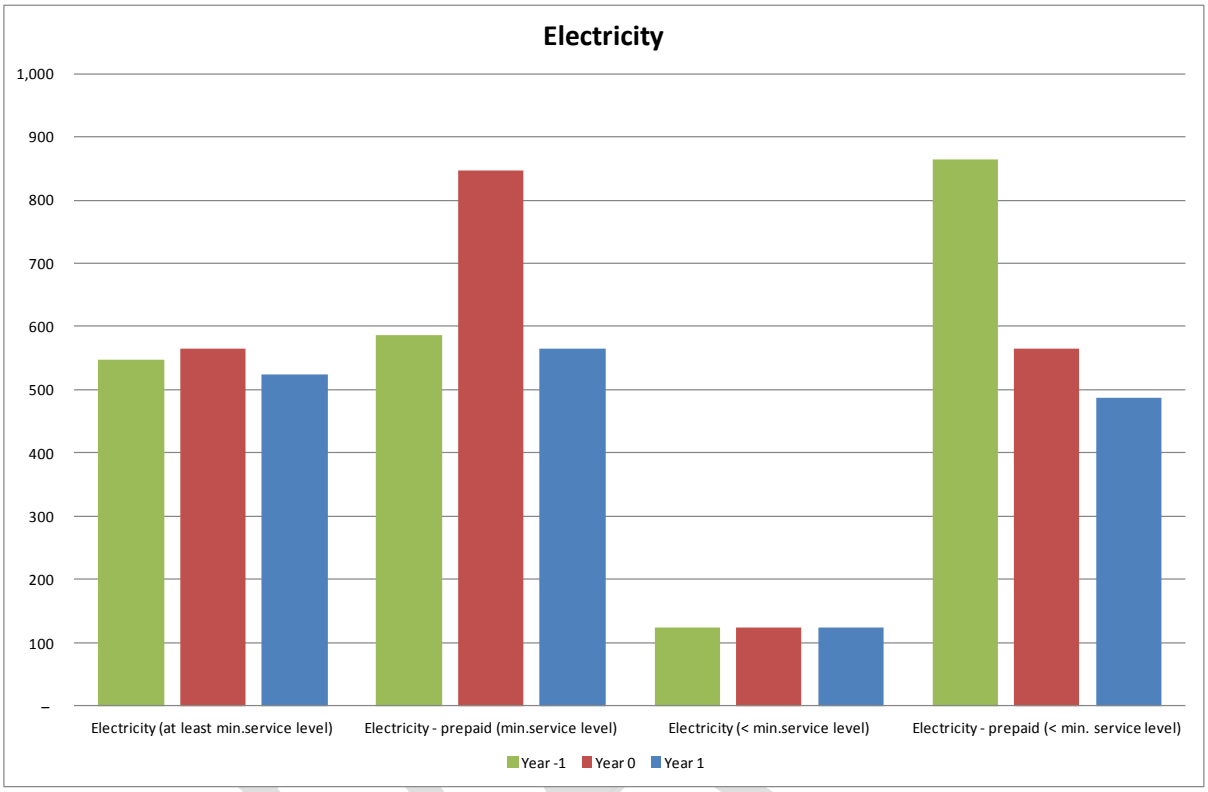

The main objectives as set out in the IDP will be met if all projects are financed.

Applications for electrification in ESKOM areas are already completed.

Almost 50% of ESKOM areas are connected to the grid.

3.4 HOUSING

The Municipality has indicated that there is a pressing need for houses, especially low cost houses, as well as serviced plots within all of the communities within the Kai !Garib area. However, it is quite satisfying to see that a great deal of progress was made in the delivering brick houses to communities since 1994. Unfortunately, the communities need for houses exceed the speed at which houses are built on individual erven.

Kai !Garib Local Municipality had a total number of 6 500 (34.06% of total households) very formal dwelling units, a total of 9 720 (50.95% of total households) formal dwelling units and a total number of 1 550 (8.11% of total households) informal dwelling units.

When looking at the formal dwelling unit backlog (number of households not living in a formal dwelling) over time, it can be seen that in 2007 the number of households not living in a formal dwelling were 1 840 within Kai !Garib Local Municipality. From 2007 this number increased annually at 4.51% to 2 860 in 2017.

3.5 FREE BASIC SERVICES AND INDIGENT SUPPORT

"Indigent" means any household which is responsible for the payment of services and rates, earning a combined gross income equivalent to or less than two times the government pension grant as prescribed by the National Department of Social Development or line with the National Indigent Framework issued by the Department of Cooperative Governance and Traditional Affairs who qualify, according to the policy for rebates support or service subsidy.

The indigent register is closely monitored and updated. In addition to the previously mentioned a vigorous effort is been made to revisit the register. Currently the total number of indigents in Kai !Garib were 4 229 on 31 May 2019. However, the registration process of indecency is continuing for this budgetary period up until 30 June 2019. The time schedule of the indigent registration process has commenced.

Challenges in terms of the Finance Department:

- Ensuring that the resources are distributed evenly through the vast area of our Municipality;
- High rate of unemployment which accounts for the low payment rate amongst certain members of the community;
- The Municipality has in the last 5 years relied heavily on grants received from National Government. The needs of communities far exceed the income that the Municipality receives for services rendered to communities;

DRAFT

- This situation has handicapped Council in its plans to develop the economic base of the Municipality;
- Controlling measures: setting up and implementation;

The residents of the Kai !Garib Municipal area live in less favourable conditions. The income distribution is distorted to the disadvantage of the less economically secured people, who also represents the majority group in the Municipal Area. Many residents of Kai !Garib Municipality still battle the same issues as 15 years back like a lack of housing, lack of ownership of property and a lack of proper education.

The majority of residents are still dependant on government pensions, implying that a large part of the residents of Kai !Garib earn less than R 1 800-00 per month. About 83 % of the population earn less than R3 200-00 per month.

In total 3200 households are subsidized by the services subsidy scheme.

3.6 ROAD TRANSPORT

Kai !Garib Municipality has seen the need to upgrade roads in the area as well as the bridges. Cleaning, upgrading and maintenance of public roads are of the utmost importance to the Municipality. Kai !Garib Municipality is responsible for 240 kilometres of road.

The N14 runs through 2 of the main towns namely Keimoes and Kakamas and is kept in a good condition by SANRAL. The internal roads are kept and maintained by the Municipality. The internal roads play a huge role in the growth of the agricultural in Kai !Garib area. Unfortunately, the Municipality lacks road maintenance vehicles and a road maintenance plant. This leads to road maintenance not being fully effective.

Broken vehicles and a lack of personnel in the roads department impedes the process of keeping roads up to standard. The potholes in the 5km long test road has been fixed, road signs has been replaced and road markings have been repainted.

DRAFT

COMPONENT B: PLANNING AND DEVELOPMENT

Planning and development within the Kai Garib Municipality is a challenge due to the fact that most of the land belongs to the farmers who are unwilling to sell it back to the Municipality. This hampers land development to the advantage of the community. Many posts in the department remain vacant as it is difficult to attract qualified individuals to this area.

As per the NDP directive a twenty year plan has been developed for the Northern Cape Province to identify high-impact activities and interventions to change the life chances of our people, especially the youth, which have been stunted by the Apartheid legacy. This long-term plan will enable us to realise growth and development in the Northern Cape. As you are aware, growth and development requires a long-term perspective – the Provincial Growth and Development Plan (PGDP) - Vision 2040 and the Provincial Spatial Development Framework (PSDF) provides such a trajectory. The Provincial Growth and Development Plan and the Provincial Spatial Development Framework (PSDF) will also provide a developmental agenda based on four paths of prosperity, namely economic, social, and environmental and governance. These paths are founded within an ethos of sustainable development.

The Orange River played an enormous role in the formation of the Municipal area and most of the towns and settlements are to be found close to or adjacent thereto. The economy is heavily dependent on the Agricultural Sector, both intensive and extensive.

It is important to note that new opportunities have opened up for Kai !Garib Municipal area since the need to facilitate the generation of sustainable energy was introduced in South Africa by Eskom and the South African government. According to SDF, Kai !Garib Municipality immediately became a hotspot for Solar Energy developments and numerous developments are currently in process and the resulting economic spin-offs are eagerly anticipated. Although the Solar Corridor, as identified by the PGDS and NCPSDF, does not include the N14 between Upington and Kakamas, current developments indicate that this area will form the center of solar development.

DRAFT

The economic state of Kai !Garib Local Municipality is put in perspective by comparing it on a spatial level with its neighboring locals, ZF Mgcawu DistrictMunicipality, Northern Cape Province and South Africa. Information is needed that will empower the Municipality to plan and implement policies that will encourage the social development and economic growth of the people and industries in the Municipality respectively.

Gross Domestic Product by Region (GDP-R)

The Gross Domestic Product (GDP), an important indicator of economic performance, is used to compare economies and economic states.

GDP-R can be measured using either current or constant prices, where the current prices measures the economy in actual Rand, and constant prices measures the economy by removing the effect of inflation, and therefore captures the real growth in volumes, as if prices were fixed in a given base year.

Gross domestic product (GDP) - Kai !Garib, ZF Mgcawu, Northern Cape and National total, 2008-2018 [R billions, current prices]

Year	Kai !Garib	ZF Mgcawu	Northern Cape	National Total	Kai !Garib as % of DistrictMunicipality	Kai !Garib as % of province	Kai !Garib as % of National
2008	3.1	12.9	54.7	2,369.10	*23.60%*	*5.60%*	*0.13%*
2009	3	13.1	54.4	2,507.70	*23.20%*	*5.60%*	*0.12%*
2010	3.3	14.6	60.1	2,748.00	*22.70%*	*5.50%*	*0.12%*
2011	3.5	15.7	64	3,023.70	*22.50%*	*5.50%*	*0.12%*
2012	3.7	16.8	68.2	3,253.90	*22.40%*	*5.50%*	*0.12%*
2013	4	17.9	72.6	3,540.00	*22.20%*	*5.50%*	*0.11%*
2014	4.7	20.7	83.5	3,805.30	*22.70%*	*5.60%*	*0.12%*
2015	5	21.5	86.2	4,049.90	*23.20%*	*5.80%*	*0.12%*
2016	5.2	22.6	90.4	4,359.10	*23.00%*	*5.80%*	*0.12%*
2017	5.5	24.2	96.5	4,653.60	*22.80%*	*5.70%*	*0.12%*
2018	5.6	24.6	98.2	4,873.90	*22.80%*	*5.70%*	*0.12%*

Source: IHS Markit Regional eXplorer version 1692

With a GDP of R 5.62 billion in 2018 (up from R 3.05 billion in 2008), the Kai !Garib Local Municipality contributed 22.80% to the ZF Mgcawu DistrictMunicipality GDP of R 24.6 billion in 2018 increasing in the share of the ZF Mgcawu from 23.60% in 2008. The Kai !Garib Local Municipality contributes 5.72% to the GDP of Northern Cape Province and 0.12% the GDP of South Africa which had a total GDP of R 4.87 trillion in 2018 (as measured in nominal or current prices). Its contribution to the National economy stayed

similar in importance from 2008 when it contributed 0.13% to South Africa, but it is lower than the peak of 0.13% in 2008.

Economic Growth Forecast

It is expected that Kai !Garib Local Municipality will grow at an average annual rate of 0.09% from 2018 to 2023. The average annual growth rate in the GDP of ZF Mgcawu DistrictMunicipality and Northern Cape Province is expected to be -0.87% and 0.39% respectively. South Africa is forecasted to grow at an average annual growth rate of 1.60%, which is higher than that of the Kai !Garib Local Municipality.

In 2023, Kai !Garib's forecasted GDP will be an estimated R 3.72 billion (constant 2010 prices) or 22.6% of the total GDP of ZF Mgcawu DistrictMunicipality. The ranking in terms of size of the Kai !Garib Local Municipality will remain the same between 2018 and 2023, with a contribution to the ZF Mgcawu DistrictMunicipality GDP of 22.6% in 2023 compared to the 21.5% in 2018. At a 0.09% average annual GDP growth rate between 2018 and 2023, Kai !Garib ranked the highest compared to the other regional economies.

3.7 LOCAL ECONOMIC DEVELOPMENT (INCLUDING TOURISM AND MARKET PLACES)

This sector still has a lot of potential and although Kai !Garib Municipality have been implementing marketing strategies and plans to stimulate the sector it has not reached its full potential. The tourism section suffers from insufficient staff and budget.

The Kai Garib Local Municipality has a Socio-economic Committee chaired by aCouncillor responsible for LED.

Due to the fact that the Kai !Garib Municipality is within undeveloped towns, there is a lack of job opportunities but through assistance offered by the National Department of Roads and Public Works via EPWP the opportunities are created for the communities.

DRAFT

The key characteristics of EPWP projects are listed below:

a) They employ large numbers of local, low skilled, unemployed persons who are willing to work, defined as the EPWP target group
b) They are highly labour intensive: a large percentage of the overall project costs are paid out in wages to the EPWP target group
c) They provide a service to or develop an asset for the community."

As articulated in the 2009 Division of Revenue Act, clause 23.3.3.b "A province or Municipality which is receiving the Expanded Public Works Programme Incentive must utilise the incentive payments received for continuing or expanding job creation programmes". The application of the disbursement is not restricted to the programme that created the FTE jobs and can be applied to new or existing job creation projects and programmes in any sector."

THE EPWP Incentive Grant

Kai !GaribLocal Municipality is a recipient of the Extended Public Works Programme (EPWP) Incentive grant, which is aimed at the creation of job opportunities in the communities as provided in the guidelines from the Department of Public Works.

The following projects were implemented with this grant:

DRAFT

Infrastructure 1

Description	Past performance						
Fund Source	2016/2017	2017/2018	2018/2019	Fund Source	2019/2020	Fund Source	2020/2021
EPWP				EPWP		EPWP	
Approved budget	R 1,000,000.00	R 1,000,000.00	R 1,547,000.00	Approved budget	R 1,146,000.00	Approved budget	R 1,299,000.00
Expenditure	R 1,000,000.00	R 1,000,000.00	R 1,547,000.00	Expenditure		Expenditure	
Difference	R -	R -	R -	Difference	R 1,146,000.00	Difference	R 1,299,000.00
Municipal Funding				Municipal Funding		Municipal Funding	
Approved budget		R 2,290.00	R 113,604.00	Approved budget		Approved budget	
Expenditure		R 2,290.00	R 113,604.00	Expenditure		Expenditure	
Difference	R -	R -	R -	Difference	R -	Difference	R -
Total							
Approved budget	R 1,000,000.00	R 1,002,290.00	R 1,660,604.00	Approved budget	R 1,146,000.00	Approved budget	R 1,299,000.00
Expenditure	R 1,000,000.00	R 1,002,290.00	R 1,660,604.00	Expenditure	R -	Expenditure	R -
Difference	R -	R -	R -	Difference	R 1,146,000.00	Difference	R 1,299,000.00

Tourism

This sector still has a lot of potential and although Kai !Garib Municipality has been implementing marketing strategies and plans to stimulate the sector, it has not reached its full potential. Popular tourism attractions like the Augrabies Water Falls and the Kokerboom (Quiver Tree) Route attracts visitors to the area. Kai !Garib Municipal Area witnesses unique landscape with the Kalahari Desert on the one side and the Orange River on the other side. The area is also known for a variety of birds and animals. The opportunity exists to utilise these natural treasures in order to draw tourists to the area.

The Tourism Accommodation facilities in the area are of high standard and available in all major towns. Although the accommodation sector is one sector where previously disadvantaged individuals (PDI) could get involved in, not only as labourers, but also as product owners (community tourism) this proves to be difficult.

Other tourism attractions exist that needs to be unlocked. These include the following:

- The Tierberg Nature Reserve
- Heritage sites & ancient rock art in Kenhardt
- Historical Routes between islands/ Island Route
- Water tunnels in Kakamas
- Rooibergdam in Kenhardt
- Riemvasmaak historical & cultural values

Kai !Garib Tourism: Resorts				
Client		Farm Description	Size of Farm	Size of Application Area
1	Southern Cross Game Reserve	Remainder of the Farm Narries No. 7 (Tutwa Lodge)	2577,8491ha	9950$^{m^2}$
2	Travato Trust	Remainder of Portion 5 of the Farm Narries No.7	4533,9766ha	19ha

DRAFT

This action plan tabulates the tourism thrust, opportunities and responsibilities.

Thrust	Activity	Responsibility
Tourism Development	The development of eco-tourism packages The development of a Municipal Tourism Development & Marketing Strategy The establishment of a Kokerboom tourism route The development of a cultural village The establishment of a Game Reserve Agro-tourism (wine farms)	Kai! Garib LM Dept. of Economic Development & Tourism Business Chambers

DRAFT

COMPONENT C: COMMUNITY AND SOCIAL SERVICES

The Municipality provides support to the community through

1. Providing free access to information and the internet.

2. Easy access to community halls which are situated close to the communities.

3. Providing free assistance for rebuilding houses that were damaged in fires and strong winds by means of providing material.

3.8 LIBRARIES

Libraries are up and running and well equipped. The staff is professional and well trained and always willing to assist. They provide the following social programs in the municipal area.

- Outreach programs to Schools, Old age Homes, Hospitals ext.
- Advocating
- Marketing focus on groupings like youth, women, old age, workers, professionals, school children.
- Youth dialogues
- Establishing of book Clubs
- Library Week (March/April)
- National Book Week (September)
- Library for the Blind

The table below reflects the type of activities conducted by the various libraries across the Municipality in the book year 2021-2022.

DRAFT

DATE	ACTIVITY	LIBRARY	TARGET GROUP	TOTAL REACHED
15 Oct 2021	Marketing Program	Kenhardt Libraries	College Students	20
18 Nov 2021	Outreach program to Loxtonvale Primary School	Keimoes Libraries	Grade R Learners	18
16 Mar 2022	National Library Week Program	Kenhardt Libraries	Historical Events Grade 4 & 9 Learners	25
16 March 2022	National Library Week Program	Kakamas Libraries	Historical Events Grade 7 Leaners	30
17 March 2022	National Library Week Program	Keimoes Libraries	Historical Events Grade 9 Learners	25
28 June 2022	Youth day Program	Keimoes Libraries	Distribution of soup to street children	65

3.9 CEMETERIES

The need for the development of cemeteries at prioritised sites: Kakamas, Keimoes, Kenhardt, Marchand, Lutzburg and Alheit was identified during the public participation processes for the development of the IDP.

CEMETERIES Project Name	Ward	Total Project Cost	MIG Budget	MIG Expenditure	Counter Funding	Project Status
Alheit: New Cemetery	2	1 994 249	1 994 249	0	136 450	Interrupted
Kakamas: Cemetery Feasibility Study	3, 4	664 392	664 392	0	518 927	Completed

Sport and recreation

DRAFT

Currently the Municipality works closely with the Department of Sports, Arts and Culture so as to effectively develop sports in our area. The Municipality is equipped with 6 formal stadiums and about 2 informal stadiums per town. Soccer is the dominating sport in the area with netball growing rapidly.

3.10 SPATIAL PLANNING AND LAND USE MANAGEMENT

The Joint Municipal Planning Tribunal, established in terms of the Spatial Planning and Land Use Management Act (SPLUMA), 16 of 2013, is currently hosted by the ZFM DistrictMunicipality to ensure that quarterly tribunal sittings take place to dispose of land development applications submitted Kai Garib Municipality.

3.11 PROJECT MANAGEMENT

The Project Management Unit is responsible for the implementation of infrastructure-related projects from various sectors. The allocations of funds towards these programs will give an indication of which sector to be implemented. Municipalities are allocated grants at different sectors for development in the Local to enhance service delivery and improvement of the lives of the people in the communities.

The Municipal Infrastructure Grant

South African Cabinet approved the establishment of the Municipal Infrastructure Grant (MIG) on 5 March 2003. MIG is a new Municipal infrastructure funding arrangement. It replaces all existing capital grants for Municipal infrastructure and incorporates seven infrastructure programmes, namely:

- Consolidated Municipal Infrastructure Programme;
- Water Services Projects; • Community Based Public Works Programme;
- Local Economic Development Fund;
- Building for Sports and Recreation Programme;

DRAFT

• Integrated National Electrification Programme to local government and the Integrated National Electrification Programme implemented by Eskom; and

• Urban Transport Fund.

The MIG expenditure for 2020/2021is as follows:

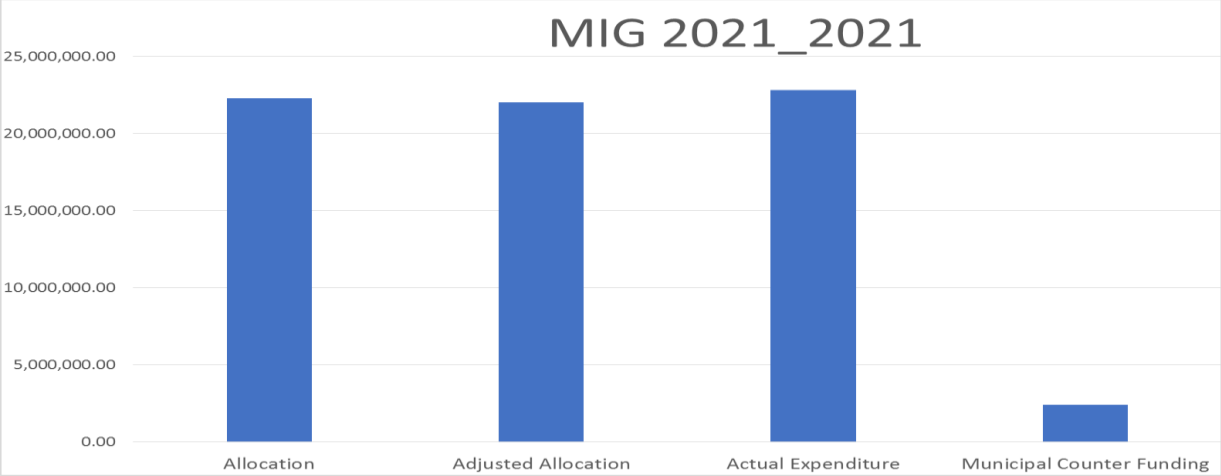

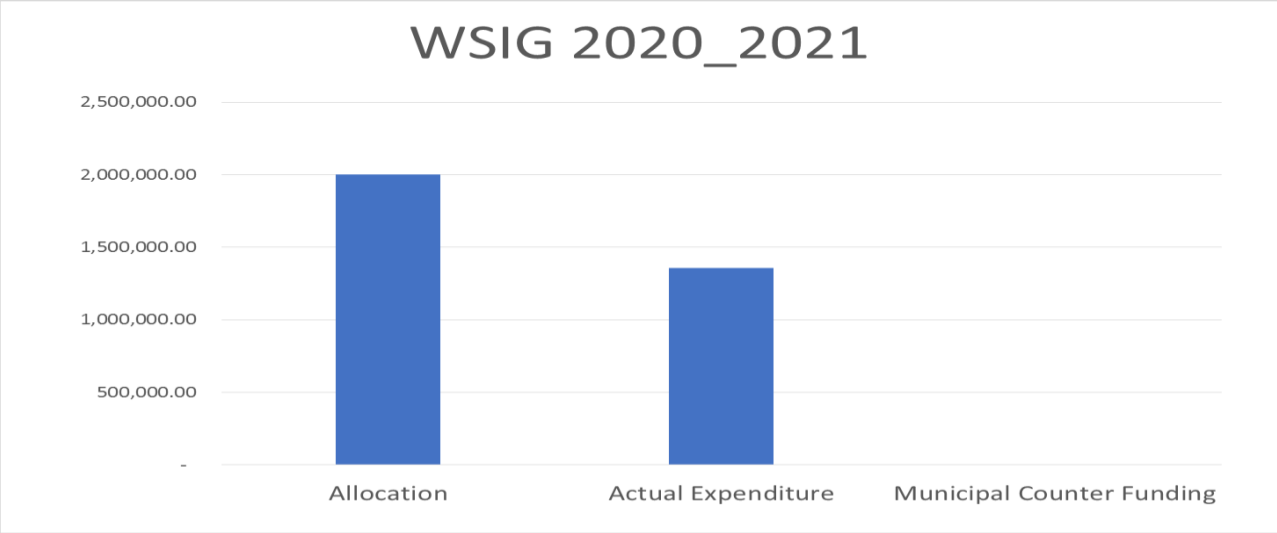

A full analysis of the MIG projects can be found under ***COMPONENT A: BASIC SERVICES***

3.12 EXECUTIVE AND COUNCIL

The table below indicates the dates of Council meetings and committees such as the Socio-Economic Committee, Infrastructure Development Committee, Institutional Development Committee and the Municipal Public Accounts Committee.

Council Meetings	Special Council Meeting	Portfolio Standing Committee	MPAC Meeting
26/02/2021	29/01/2021	25/02/2021	26/02/2021
26/05/2021	11/02/2021	04/03/2021	31/03/2021
	04/03/2021	05/03/2021	29/06/2021
	31/03/2021	21/05/2021	
	13/04/2021		
	19/04/2021		
	29/04/2021		

DRA

CHAPTER 4

HUMAN RESOURCE SERVICES

COMPONENT A: HUMAN RESOURCE MANAGEMENT

The Human Resource division is split into two core arms namely:

- Human Resource Management Unit
- Human Resource Development Unit

Overall management of comprehensive Human Resources Management policies and processes to ensure that the efficient Human Resource Systems and Procedures, compliance with Human Resource Management legislation and practices, are maintained in the Local Municipality.

Administration

This includes personnel records, statistics about personnel and information processing.

Remuneration

This includes job analysis, job evaluation, salary and wage structuring, fringe benefit scheme and incentive systems.

Leave

Daily monitoring and processing of leave taken. Monthly reconciliation of all types of leave.

Human Resource Provisioning

This includes human resource planning, recruitment, election, placement, transfers, promotions and dismissals.

DRAFT

COMPONENT B: HUMAN RESOURCE DEVELOPMENT

Interventions in Human Resource Development represent an essential contribution for promoting the country's development agenda. The Human Resource Development is grounded on broad- based and opportunity- specific Human Resource Development Strategies and policies that are synchronized with the Local's economic development needs.

It focuses on the elements of Human Resource Development that significantly and positively impact on our economic performance such as:

i. Training and development and educational attainments
ii. Skills development
iii. Science and innovation
iv. Organizational development
v. Skills mapping/ career pathing etc. consequently, the Human Resource Development is situated within the realities of increasing competition and the spread of local production systems, and the need to attain equity and reduce poverty and inequality.

Our central concern is to accelerate Wellness Programs that address continuous employee demands and challenges in order to stimulate excellent employee performance. Therefore our Human Resource Development approach is multipronged, comprising of a high-and intermediate-level skills strategy on the supply side, underpinned by a demand strategy that stimulates large-scale labor absorbing employment growth supported by appropriate inputs of low-level skills training (for both employed and unemployed people)

DRAFT

4.1 EMPLOYEE TOTALS, TURNOVER AND VACANCIES

ANNUAL REPORT EMPLOYEE TOTALS	EMPLOYEES	APPROVED POST	EMPLOYEES	VACANCIES
OFFICE OF THE MM	2	2	1	1
STRATEGIC MANAGEMENT	1	1	1	0
COMMUNICATION AND IGR	13	13	10	3
INTERNAL AUDIT	4	4	3	1
RISK MANAGEMENT	2	2	1	1
OFFICE OF THE MAYOR	7	7	7	0
OFFICE OF THE CFO	1	1	1	0
EXPENDITURE	5	5	5	0
ASSETS	8	8	7	1
SCM	7	7	5	2
BTO	2	2	2	0
INTERNS FMG	5	5	5	0
CORP SERVICE DIRECTOR	1	1	1	0
ADMIN AND COUNCIL	3	3	2	1
REGISTRY AND ARCHIVES	2	2	2	0
CLEANING AND MAINTENANCE	18	18	10	8
HRM	7	7	5	2
HRD	3	3	3	0
LABOUR RELATIONS	3	3	2	1
SECURITY	26	26	20	6
IT	5	5	1	4
PLANNING & DEV DIRECTOR	1	1	1	0
TOURISM & LED	7	7	6	1
IDP	4	4	3	1
PMU	5	5	4	1
HOUSING	8	8	6	2
TOWN PLANNING	4	4	2	2
DISASTER	1	1	1	0
PMS	2	2	2	0
TOTALS	**157**	**157**	**119**	**38**

DRAFT

4.2 POLICIES

Name of Policy	Date Adopted or Reviewed by Council
Employment Equity Plan	28 June 2019
Bursary	31 May 2018
Subsequent Event (Events After Reporting Date)	
Payment Of Overtime	
Private Work And Declaration Of Interest/S	
Leave	30 June 2020
Employment Practice	
Human Resource Development Strategy	
Continuing Professional Development	
Human Resource Plan	
Learnership Implementation	
Smoking	30 June 2020
Recruitment, Selection, Placement, Probation, Promotion, Transfer And Demotion Of Staff	30 June 2020
Employment Equity	
Incapacity: Due To Poor Work Performance	
Relocation	
Task Job Evaluation	
Promotion	30 June 2020
Hiv/Aids	30 June 2020
Incapacity: Due To Ill Health/Injury	
Wellness Policy	30 June 2020
Employment Equity Policy	
Training And Development Policy	

Employees Under The Influence Of Intoxicating Substances Policy **Attendance And Punctuality Policy** **Sexual Harassment Policy** **Employee Study Assistance Policy** **Involvement Of Councilors And Officials At Funerals Of Officials**	30 June 2020

4.3 LABOUR RELATIONS

Functions of Labour Relations:

- Co-ordinates and control the application of industrial relations and specific procedures.
- Attending to and guiding disciplinary and grievance processes
- Reporting to specific Committees on the function
- Capacitating employees on the application and interpretation of policies and agreements
- Attending to administrative requirements, circulation of reports and notifications.

DRAFT

Number and Period of Suspensions				
Position	**Nature of alleged misconduct**	**Date of suspension**	**Details of Disciplinary Action taken or status of the case and reasons why not finalized**	**Date finalized**
Cashier	Dishonest behavior	16 Nov 2018	The disciplinary hearing was held on 13 March 2019. The outcome of the hearing was a final written warning valid for 12 months	13 March 2019
Cashier	Absent from duty without leave or permission	24 Oct 2019	The disciplinary hearing was held in December 2019. The outcome of the hearing was a final written warning valid for 12 months	02 December 2019
sewer tanker assistant	Provocative and aggressive behaviour to a fellow employee	18 Dec 2019	The disciplinary hearing was held at 10 March 2020. The outcome of the hearing was a final written warning valid for 12 months	10 March 2020
TAKE NOTE: NO SUSPENSIONS DURING THE YEAR 2020				

Disciplinary action taken on cases of Financial Misconduct			
Position	**Nature of alleged misconduct and Rand value of any loss to the Municipality**	**Disciplinary action taken**	**Date finalized**
No cases			

DRAFT

4.4 SKILLS DEVELOPMENT AND TRAINING COMPETENCY DEVELOPMENT (CPMD)

This report is based on the new reporting template annexure - C - Gazette 41996 (Gazette 41996 of 26 October 2018) is an amendment to Gazette 29967 of 15 June 2007.

The Gazette only warrants that the municipality report on the following positions:

1. CEO (entity)
2. CFO (municipality)
3. CFO (entity)
4. Senior Managers (MSA S56)
5. Middle Manager

NB. There are major changes to the amended Gazette 29967, which is now 41996:

1. Positions.
2. Date of employment
3. NQF levels
4. Work-related experience
5. Performance agreements

DRAFT

New Reporting Template- Gazette 41996 of 26 October 2018

Surname	Name	ID number (Type in all 13 digits, with no spaces	Position (Select from scroll button)	Date of employment(before or on/after Gazette 41996)	Higher Education Qualification(New NQF Levels)	All relevant Work Related Experience(select from scroll button)	Performance Agreements and FM and SCM Levels(select from scroll button)	Financial and SCM Competency Areas	Insert the number of completed unit standards eg. 3,5,10 etc.	Remaining unit standards
Neethling	Rowena	6110030074083	Senior Manager (MSA S56)	2013/12/01	NQF Level 9 – Master of Law-LLM	7 years and more	Signed Performance Agreements signed, FM & SCM levels completed	9	24	4
Mackay	Johnny	6407255218084	Accounting Officer	2013/12/01	NQF Level 10 Doctorate Degree	7 years and more	Signed Performance Agreements signed, FM & SCM levels completed	10	28	0
Links	Mario	6707155196086	Senior Manager (MSA S56)	2019/09/01	NQF Level 6 –	5 years and more	Performance Agreements signed, FM & SCM levels	6	0	28

DRAFT

					Diploma in Civil Engineering		NOT YET completed			
Beukes	Anthanique	8304140133081	CFO Municipality	2019/09/01	NQF Level 7 - BCom Degree	5 years and more	Performance Agreements signed, FM & SCM levels NOT YET completed	7	16	12
Matthews	Gavin	8111015182089	Middle Manager: Finance	2009/08/05	NQF Level 6 -	4 years and more	Performance Agreement not required, FM & SCM levels completed	6	15	0
Visagie	Clinton	8301285225086	Middle Manager: Finance	2006/10/02	NQF Level 6 -	5 years and more	Performance Agreement not required, FM & SCM levels completed	6	15	0
Scheepers	Willem	8604195095089	Middle Manager: Finance	2014/04/01	NQF Level 5	5 years and more	Performance Agreement not required, FM & SCM levels NOT YET completed	5	9	4
Adams	Elizabeth	6611020197081	Middle Manager – Corporate Services	1991/06/03	NQF Level 5	7 years and more	Performance Agreement not required, FM	5	0	0

DRAFT

							&SCM levels NOT YET completed			
Plaag	Aloysius	6502065213083	Middle Manager – Corporate Services	2015/02/02	NQF Level 6	5 years and more	Performance Agreement not required, FM & SCM levels NOT YET completed	6	0	0
November	Alcord	8511205158080	Middle Manager – Corporate Services	2017/03/01	NQF Level 6	4 years and more	Performance Agreement not required, FM & SCM levels NOT YET completed	6	13	0
Rooi	George	7105265614081	Middle Manager – Corporate Services	2012/04/01	NQF Level 5	7 years and more	Performance Agreement not required, FM & SCM levels NOT YET completed	5	0	0
Steenkamp	Desmonia	8509230139083	Middle Manager – Office of the Mayor	2014/04/01	NQF Level 6 -	7 years and more	Performance Agreement not required, FM & SCM levels NOT YET completed	6	0	0
Majiedt	Elzaine	8603060122085	Middle Manager – Corporate Services	2011/11/01	NQF Level 6 -	7 years and more	Performance Agreement not required, FM & SCM levels NOT YET completed	6	0	0
Damarrah	Willem	6407165982084	Middle Manager – Corporate Services	2018/08/01	NQF Level 6 -	3 years and more	Performance Agreement not required, FM	6	0	0

DRAFT

							&SCM levels NOT YET completed			
Syster	Jacob	6408045231080	Middle Manager – Office of the Mayor	2013/04/02	NQF Level 6 -	7 years and more	Performance Agreement not required, FM & SCM levels NOT YET completed	6	0	0
Brandt	David	8510315090084	Middle Manager – Planning & Development	2009/09/01	NQF Level 6 -	7 years and more	Performance Agreement not required, FM & SCM levels NOT YET completed	6	0	0
Slinger	Ann	7508050792089	Middle Manager – Planning & Development	2018/08/01	NQF Level 5	3 years and more	Performance Agreement not required, FM & SCM levels NOT YET completed	5	0	0

DRAFT

Comment on Skills Development

The LGSETA requires that a Municipality that has a workforce of more than 50 people must have a Training Committee which consists of a Councillor, Head of Corporate Services as well as a representative of each Department. The function is to ensure implementation of the Work Skills Plan takes place.

The Work Skills Plan is a template that the LGSETA provides where reporting and planning take place and is submitted annually.

The Kai !GaribLocalMunicipality has a legislative mandate to develop and improve the skills of its workforce. The Skills Development Act No 97 of 1998 inter alia states the purpose of the Act as follows:

a) To develop skills of the South African workforce
b) To increase the level of investment in education and training in the labor market and to improve return on investment
c) To provide employees with opportunities to acquire new skills
d) To encourage workers to participate in learnerships and other training programs
e) To improve the employment prospects of persons previously disadvantaged by unfair discrimination and to redress those disadvantages through training and education

DRAFT

CHAPTER 5

FINANCIAL INFORMATION COMPONENT A: STATEMENTS OF FINANCIAL PERFORMANCE

5.1 STATEMENT OF FINANCIAL POSITION

DRAFT

KAI !GARIB LOCAL MUNICIPALITY

(Demarcation code: NC082)
Annual Financial Statements for the year ended 30 June 2022

Statement of Financial Position as at 30 June 2022

Figures in Rand	Notes	2022	2021 Restated*
Assets			
Current Assets			
Cash and cash equivalents	3	917,164	1,349,670
Inventories	4	378,222	492,963
Other financial assets	5	767,328	2,366,465
Receivables from exchange transactions	6&8	14,241,120	4,124,501
Receivables from non-exchange transactions	7&8&9	11,687,586	11,675,438
VAT receivable	9&10	40,386,565	27,259,629
Total Current Assets		**68,377,985**	**47,268,666**
Non-Current Assets			
Receivables from non-exchange transactions	7	1,773,796	136,093
Heritage assets	11	112,955	112,955
Intangible assets	12	32,020	66,539
Investment property	13	167,548,390	173,265,106
Property, plant and equipment	14	800,435,804	809,244,742
Total Non-Current Assets		**969,902,965**	**982,825,435**
Total Assets		**1,038,280,950**	**1,030,094,101**
Liabilities			
Current Liabilities			
Consumer deposits	15	2,283,930	2,107,055
Employee benefit obligation	16	1,746,474	2,332,754
Finance lease obligation	17	1,029,903	869,902
Other financial liabilities	18	13,904,465	12,551,670
Payables from exchange transactions	19	730,040,726	570,390,117
Unspent conditional grants and receipts	21	7,110,266	148,238
Total Current Liabilities		**756,115,764**	**588,399,736**
Non-Current Liabilities			
Employee benefit obligation	16	23,721,927	21,805,918
Finance lease obligation	17	836,799	833,016
Other financial liabilities	18	-	238,344
Provisions	20	63,267,954	60,167,824
Total Non-Current Liabilities		**87,826,680**	**83,045,102**
Total Liabilities		**843,942,444**	**671,444,838**
Net Assets		**194,338,506**	**358,649,263**
Accumulated surplus		194,338,506	358,649,263
Total Net Assets		**194,338,506**	**358,649,263**

The accounting policies on pages 23 to 54 and the notes on pages 55 to 126 form an integral part of the annual financial statements.

5.2 STATEMENT OF FINANCIAL PERFORMANCE

KAI !GARIB LOCAL MUNICIPALITY

(Demarcation code: NC082)
Annual Financial Statements for the year ended 30 June 2022

Statement of Financial Performance for the year ended 30 June 2022

Figures in Rand	Notes	2022	2021 Restated*
Revenue			
Revenue from exchange transactions			
Agency services	22	411,125	576,172
Interest income	23	9,208,767	5,346,590
Licences and permits	24	857,671	831,484
Rental of facilities and equipment	25	407,636	818,327
Service charges	26	110,775,893	107,212,155
Operational revenue	27	3,608,209	1,437,872
Total revenue from exchange transactions		**125,269,301**	**116,222,600**
Revenue from non-exchange transactions			
Availability service charges	28	478,702	476,858
Property rates	29	23,381,183	22,463,257
Interest income	30	4,036,564	4,654,055
Transfer revenue			
Fines, penalties and forfeits	31	10,900	10,400
Government grants and subsidies	32	111,161,972	136,600,282
Public contributions and donations	33	983,124	54,247
Total revenue from non-exchange transactions		**140,052,445**	**164,259,099**
Total revenue		**265,321,746**	**280,481,699**
Expenditure			
Bulk purchases	34	87,628,189	76,781,365
Contracted services	35	59,512,479	50,266,095
Debt impairment	36	27,883,141	47,722,971
Depreciation and amortisation	37	36,191,933	35,543,763
Employee related costs	38	135,247,523	130,982,888
Finance costs	39	34,871,050	22,994,884
General expenses	40	31,614,577	32,980,190
Remuneration of councillors	41	7,748,145	7,189,487
Total expenditure		**420,697,037**	**404,461,643**
Operating deficit		**(155,375,291)**	**(123,979,944)**
Loss on disposal of assets and liabilities	13	(329,857)	(5,575,296)
Actuarial gains	16	1,268,600	987,331
(Impairment loss) Reversal of impairments	42	(4,487,340)	1,039,053
Fair value adjustments	43	(5,386,860)	7,701,261
Deficit for the year		**(164,310,748)**	**(119,827,595)**

The accounting policies on pages 23 to 54 and the notes on pages 55 to 126 form an integral part of the annual financial statements.

5.3 GRANTS

32. Government grants and subsidies

Operating grants		
Equitable share (ES)	87,936,000	105,428,000
Financial Management Grant (FMG)	3,000,000	3,000,000
Expanded Public Works Programme (EPWP)	1,142,000	1,299,000
	92,078,000	**109,727,000**
Capital grants		
Municipal Infrastructure Grant (MIG)	14,946,036	22,015,520
Integrated National Electrification Programme (INEP)	1,989,698	3,006,000
Water Services Infrastructure Grant (WSIG)	2,148,238	1,851,762
	19,083,972	**26,873,282**
	111,161,972	**136,600,282**

Conditional and Unconditional

Included in above are the following grants and subsidies received:

Conditional grants received	28,225,972	31,172,282
Unconditional grants received	96,170,000	105,428,000
	124,395,972	**136,600,282**

Reconciliation of conditional contributions		
Balance unspent at beginning of year	148,238	1,557,520
Current-year receipts	30,188,000	31,321,000
Conditions met - transferred to revenue	(23,225,972)	(31,172,762)
Returned to the National Revenue Fund (NRF)	-	(1,557,520)
	7,110,266	**148,238**

Conditions still to be met - remain liabilities (see note 21)

Equitable Share

In terms of the Constitution, this grant is used to subsidise the provision of basic services to indigent community members.

All registered indigents receive a monthly subsidy of R 482 (2021: R 472), which is funded by the Equitable share grant.

Expanded Public Works Programme (EPWP)

Current-year receipts	1,142,000	1,299,000
Conditions met - transferred to revenue	(1,142,000)	(1,299,000)
	-	**-**

Financial Management Grant (FMG)

Current-year receipts	3,000,000	3,000,000
Conditions met - transferred to revenue	(3,000,000)	(3,000,000)
	-	-

Library Grant (LG)

Current-year receipts	450,000	-
	450,000	**-**

Conditions still to be met - remain liabilities (see note 21).

Integrated National Electrification Programme (INEP)

Current-year receipts	5,111,000	3,006,000
Conditions met - transferred to revenue	(1,989,698)	(3,006,000)
	3,121,302	**-**

Conditions still to be met - remain liabilities (see note 21).

Municipal Infrastructure Grant (MIG)

Balance unspent at beginning of year	-	1,557,520
Current-year receipts	18,485,000	22,016,000
Conditions met - transferred to revenue	(14,946,036)	(22,016,000)
Returned to the National Revenue Fund (NRF)	-	(1,557,520)
	3,538,964	**-**

Conditions still to be met - remain liabilities (see note 21).

Water Services Infrastructure Grant (WSIG)

Balance unspent at beginning of year	148,238	-
Current-year receipts	2,000,000	2,000,000
Conditions met - transferred to revenue	(2,148,238)	(1,851,762)
	-	**148,238**

Conditions still to be met - remain liabilities (see note 21).

5.4 ASSET MANAGEMENT

The Asset Management Unit in the Financial Services Directorate's main reason for existence is to create a structured process of decision making, planning and control over the acquisition, use, safeguarding and disposal of assets to maximize their service delivery potential and benefits and to minimize their related risks and costs over their entire life.

Asset Management in Kai !Garib Local Municipality is governed by an Asset Management Policy adopted in 2010 and is reviewed annually. The latest review took place on 13 December 2022. The policy serves to ensure that Kai Garib Municipality:

§ Has consistent application of Asset Management principles

§ Implement accrual accounting

§ Complies with the MFMA and other related legislation

§ Correctly accounts for assets under the GRAP accounting framework

§ Safeguards and controls the assets of the Municipality and

§ Optimizes asset usage

<u>The Asset Management Policy deals with the following key elements</u>

§ Asset recognition

§ Recognition of assets initial measurement

§ Subsequent measurement of assets

§ The recognition of inventory items (non-capital items)

§ Asset types

§ Asset acquisition, asset maintenance, asset disposal, asset physical control and asset financial control

An Asset Management Committee consisting of Senior Managers, has been appointed to facilitate and assist the Acting Municipal Manager as the Accounting Officer of the Local Municipality in his functions relating to Asset Management as set out in section 63 of the MFMA. The Acting Municipal Manager has delegated the custody and the responsibility for assets to the various Directors as defined in the organizational structure of the Kai !Garib Municipality.

DRAFT

Acquisitions

Additions for the current year under review cannot be calculated as the audit process of the previous financial year is still under review

Disposals

The final list of assets that need to be disposed of will be tabled to Council once the audit process is finalized. Council will then decide whether it should be sold at an auction, sold by price written quotation or another procurement process. Kai !Garib Municipality still has assets in our possession that were written off in previous financial years and is in the process of gathering all these assets to put on auction.

5.5 PPP

PUBLIC-PRIVATE PARTNERSHIPS

Kai Garib Municipality did not enter into any Public Private Partnerships.

DRAFT

COMPONENT B: OTHER FINANCIAL MATTERS

5.6 SUPPLY CHAIN MANAGEMENT

This matter was dealt with in Chapter 2 of this report

5.7 GRAP COMPLIANCE

GRAP is the acronym for Generally Recognized Accounting Practice and it provides the rules, which Municipalities are required to maintain their financial accounts. Successful GRAP compliance will ensure that Municipal accounts are comparable and more informative for the Municipality. It will also ensure that the Municipality is more accountable to its citizens and other stakeholders.

The Local Municipality received a Qualified Audit Opinion for the 2021/22 financial year and this proves that we are moving in the right direction however more should be done to improve thie opinion.

DRAFT

CHAPTER 6

AUDITOR GENERAL REPORTS

AG REPORT 2020/2021 AND 2021/2022

The Kai !GaribLocal Municipality received a Qualified opinion for the 2020/21 and 2021/22 financial year.

Attached hereto is the 2020/21 and 2021/22 Auditor General's Report as received from the Auditor General.

DRAFT

AUDITOR GENERAL'S REPORT 2020/2021

DRAFT

AUDITOR GENERAL'S REPORT 2021/2022

DRAFT

COMMENTS ON MFMA SECTION 71 RESPONSIBILITIES

In terms of Section 71 of the MFMA,Municipalities are required to return a series of financial performance data to the National Treasury at specific intervals throughout the year. The Chief Financial Officer hereby states that these data sets have been returned according to the reporting requirements.

Signed (Chief Financial officer)……

Dated ……..

DRAFT

APPENDICES

DRAFT

Appendix A- COMMITTEE ALLOCATION

DRAFT

EXECUTIVE COMMITTEE

- Mayor M. Matthys (ANC)
- Cllr. A. Presley (ANC)
- Cllr. T. Renier (HFTF)

SOCIO-ECONOMIC COMMITTEE

- Cllr. YE Scheffers - Chairperson
- Cllr E Padmaker (ANC)
- Cllr. MJ Basson (ANC)
- Cllr. RW Cloete (DA)
- Cllr. N Du Plessies (HFTF)

INSTITUTIONAL DEVELOPMENT COMMITTEE

- Cllr. R Saal (ANC) - Chairperson
- Cllr. EN Vas (ANC)
- Cllr. A Johnson (ANC)
- Cllr. CA April (EFF)
- Cllr. AC Kotzee(HFTF)

INFRASTRUCTURE DEVELOPMENT COMMITTEE

- Cllr. LA Tieties (ANC) - Chairperson
- Cllr. R Saal (ANC)
- Cllr. R Ipinge (ANC)
- Cllr. SA. Bruwer (FF+)
- Cllr. R Trompie (HFTF)

MPAC

- Cllr. MJ. Basson (ANC)
- Cllr A. Johnson (ANC))
- Cllr. AP. Presley(ANC)
- Cllr. A. Kampher (DA)
- Cllr. M. Basson (HFTF)

DRAFT

Appendix B- COMMITTEES, COMMITTEE PURPOSES & ADMINISTRATION CALENDAR

DRAFT

Committees (other than Mayoral / Executive Committee) and Purposes of Committees	
Municipal Committees	**Purpose of Committee**
Municipal Public Accounts Committees	**Overseeing Municipal accounts and spending**
Committee for Institutional Development	**Municipal transformation and Institutional Development**
Committee for Socio Economic Development	**LED forms an important part of economic growth in the region.**
Executive Committee	**Finance related information (compliance reports and budgets)**
Committee for Infrastructure Development	**Oversees Municipal Infrastructure development**

DRAFT

July 2019	Aug 2019	Sept 2019	Oct 2019	Nov 2019	Dec 2019	Jan 2020	Feb 2020	Mar-20	Apr-20	May-20	Jun-20
1 Mo	1 Th	1 Su	1 Tu Verg Wes Voorst Van RV	1 Fr	1 Su	1 Wed	1 Sa	1 Su	1 We Kantoor Verg	1 Fr	1 Mo Kantoor Verg
2 Tu	2 Fr	2 Mo Kantoor Verg	2 We	2 Sa	2 Mo Verg met Raad Voorst	2 Th	2 Su	2 Mo Kantoor Verg	2 Th	2 Sa	2 Tu PAF Items sluit
3 We	3 Sa	3 Tu	3 Th	3 Su	3 Tu Audit Kom Verg	3 Fr	3 Mo UK Verg met Voorst	3 Tu	3 Fr	3 Su	3 We
4 Th	4 Su	4 We UK Verg met Voorst	4 Fr	4 Mo Kantoor Verg	4 We	4 Sa	4 Tu Kantoor Verg	4 We Uk Items sluit	4 Sa	4 Mo Kantoor Verg	4 Th MPAC Items sluit
5 Fr	5 Mo	5 Th	5 Sa	5 Tu	5 Th	5 Su	5 We	5 Th	5 Su	5 Tu Komitee Verg	5 Fr
6 Sa	6 Tu	6 Fr	6 Su	6 We	6 Fr	6 Mo Kantoor Verg	6 Th	6 Fr	6 Mo	6 We	6 Sa
7 Su	7 We	7 Sa	7 Mo	7 Th Komitee Items sluit	7 Sa	7 Tu	7 Fr	7 Sa	7 Tu Komitee Items sluit	7 Th UK Items sluit	7 Su
8 Mo	8 Th	8 Su	8 Tu Audit Kom Verg	8 Fr	8 Su	8 We	8 Sa	8 Su	8 We Audit Kom Verg	8 Fr	8 Mo
9 Tu	9 Fr Womans's Day	9 Mo MPAC Items Sluit	9 We	9 Sa	9 Mo	9 Th	9 Sun	9 Mo	9 Th	9 Sa	9 Tu PAF verg
10 We	10 Sa	10 Tu	10 Th	10 Su	10 Tu	10 Fr	10 Mo Paf Items Sluit	10 Tu UK Verg met Voorst	10 Fr	10 Su	10 We
11 Th	11 Su	11 We Paf Items Sluit	11 Fr	11 Mo	11 We	11 Sa	11 Tu UK VERG	11 We PAF Items sluit	11 Sa	11 Mo	12 Th UK Items sluit
12 Fr	12 Mo	12 Th UK VERG	12 Sa	12 Tu	12 Th	12 Su	12 We RV Items Sluit	12 Th	12 Su	12 Tu	13 Fr
13 Sa	13 Tu	13 Fr RV Items Sluit	13 Su	13 We	13 Fr RV	13 Mo	13 Th	13 Fr	13 Mo UK Items sluit	13 We	14 Sa
14 Su	14 We	14 Sa	14 Mo	14 Th	14 Sa	14 Tu	14 Fr	14 Sa	14 Tu Raad Items sluit	14 Th UK verg	16 Su
15 Mo	15 Tu KOM Items Sluit	16 Su	15 Tu RV	15 Fr RV Items Sluit	16 Su	15 We KOM Items Sluit	16 Sa	16 Su		15 Fr	16 Mo Youth Day
16 Tu	16 Fr	16 Mo	16 We	16 Sa	16 Mo	16 Th	16 Su	16 Mo	16 Th Kom verg met voorst	16 Sa	17 Tu UK Verg
17 We	17 Sa	17 Tu	17 Th	17 Su	17 Tu	17 Fr	17 Mo Komitee verg	17 Tu UK verg	17 Fr Uk Verg	17 Su	18 Fr MPAC verg
18 Th	18 Su	18 We Komitee verg	18 Fr	18 Mo	18 We	18 Sa	18 Tu MPAC Verg met Voorst	18 We	18 Sa	18 Mo MPAC Items sluit	18 Sa
19 Fr	19 Mo	19 Th MPAC Verg met Voorst	19 Sa	19 Tu KOMITEE VERG	19 Th	19 Su	19 We	19 Th PAF verg	19 Su	19 Tu	20 Su
20 Sa	20 Tu	20 Fr	20 Su	20 We	20 Fr	20 Mo	20 Th	20 Fr	20 Mo	20 We RV Items sluit	21 Mo
21 Su	21 We RV Items sluit	21 Sa	21 Mo Kantoor Verg	21 Th	21 Sa	21 Tu RV Items sluit	21 Fr	21 Sa	21 Tu MPAC Items sluit	21 Th	22 Tu RV Items sluit
22 Mo	22 Th Verg met Koml Voorst	22 Su	22 Tu	22 Fr	22 Su	22 We Verg met Koml Voorst	22 Sa	22 Su	22 We	22 Fr	23 We
23 Tu	23 Fr	23 Mo	23 We	23 Sa	23 Mo	23 Th	23 Su Heritage Day	23 Mo Kantoor Verg	23 Th	23 Sa	24 Th Audit Kom Verg
24 We	24 Sa	24 Tu Heritage Day	24 Th	24 Su	24 Tu	24 Fr	24 Mo	24 Tu	24 Fr MPAC verg	24 Su	25 Fr
25 Th	25 Su	25 We	25 Fr	25 Mo	25 We Cristmas Day	25 Sa	25 Tu PAF Verg	25 We RV Items sluit	25 Sa	25 Mo	26 Sa
26 Fr	26 Mo	26 Th PAF Verg	26 Sa	26 Tu	26 Th Family Day	26 Su	26 We MPAC Verg	26 Th	26 Su	26 Tu MPAC Verg	27 Su
27 Sa	27 Tu	27 Fr MPAC Verg	27 Su	27 We	27 Fr	27 Mo	27 Th	27 Fr	27 Mo	27 We	28 Mo
28 Su	28 We Audit Kom Verg	28 Sa	28 Mo	28 Th PAF Verg	28 Sa	28 Tu Audit Kom Verg	28 Fr RV Verg	28 Sa	28 Tu	28 Th	29 Tu
29 Mo	29 Th	29 Su	29 Tu PAF Verg	29 Fr	29 Su	29 We	29 Sa	29 Su	29 We	29 Fr RV	30 We RV
30 Tu	30 Fr RV verg UK Items sluit	30 Mo	30 we	30 Sa	30 Mo	30 Th RV verg UK Items sluit		30 Mo	30 Th RV	30 Sa	
31 We	31 Sa		31 Th		31 Tu	31 Fr		31 We RV verg		31 Su	

Appendix D- MUNICIPAL FUNCTIONS

DRAFT

Municipal / Entity Functions		
MUNICIPAL FUNCTIONS	**Function Applicable to Municipality (Yes / No)***	**Function Applicable to Entity (Yes / No)**
Constitution Schedule 4, Part B functions:		
Air pollution	No	No
Building regulations	Yes	No
Child care facilities	No	No
Electricity and gas reticulation	Electricity	No
Firefighting services	Yes	No
Local tourism	Yes	No
Municipal airports	No	No
Municipal planning	Yes	No
Municipal health services	Yes	No
Municipal public transport	No	No
Municipal public works only in respect of the needs of municipalities in the discharge of their responsibilities to administer functions specifically assigned to them under this	Yes	No
Pontoons, ferries, jetties, piers and harbours, excluding the regulation of international and national shipping and matters	No	No
Stormwater management systems in built-up areas	Yes	No
Trading regulations	No	No
Water and sanitation services limited to potable water supply systems and domestic waste-water and sewage disposal systems	Yes	No
Continued next page		

DRAFT

Continued from previous page

Municipal / Entity Functions		
MUNICIPAL FUNCTIONS	**Function Applicable to Municipality (Yes / No)***	**Function Applicable to Entity (Yes / No)**
Constitution Schedule 5, Part B functions:		
Beaches and amusement facilities	No	No
Billboards and the display of advertisements in public places	No	No
Cemeteries, funeral parlours and crematoria	Yes	No
Cleansing	Yes	No
Control of public nuisances	No	No
Control of undertakings that sell liquor to the public	Yes	No
Facilities for the accommodation, care and burial of animals	No	No
Fencing and fences	Yes	No
Licensing of dogs	No	No
Licensing and control of undertakings that sell food to the public	No	No
Local amenities	No	No
Local sport facilities	Yes	No
Markets	No	No
Municipal abattoirs	No	No
Municipal parks and recreation	Yes	No
Municipal roads	Yes	No
Noise pollution	No	No
Pounds	No	No
Public places	Yes	No
Refuse removal, refuse dumps and solid waste disposal	Yes	No
Street trading	No	No
Street lighting	Yes	No
Traffic and parking	Yes	No
**** If municipality: indicate (yes or No); * If entity: Provide name of entity***		TD

DRAFT